

Trade Policy Review Body

REPORT TO THE TPRB FROM THE DIRECTOR-GENERAL ON TRADE-RELATED DEVELOPMENTS¹

(Mid-October 2011 to mid-May 2012)

SUMMARY

New trade restrictions continue to be implemented, and measures are accumulating ...

1. There has been no slowdown in the imposition of new trade restrictions over the past seven months. Since mid-October 2011, 182 new measures that restrict or can potentially restrict or distort trade have been recorded, affecting around 0.9% of world imports. The main measures are trade remedy actions, tariff increases, import licences and customs controls. Over this period, fewer new export restrictions were introduced.

Trade restrictive measures

Type of restriction	Mid-October 2010 to mid-October 2011	Mid-October 2010 to April 2011	May 2011 to mid-October 2011	Mid-October 2011 to mid-May 2012
Trade remedy	129	66	63	78
Border	126	78	48	72
Export	64	30	34	19
Other	20	10	10	13
Total	339	184	155	182

2. The new measures restricting or potentially restricting trade that were implemented over the past seven months are adding to the trade restrictions put in place in previous periods. The accumulation of trade restrictions is becoming a matter of concern. Moreover, this has to be considered in a broader perspective where the stock of trade restrictions and distortions that existed before the global crisis struck, such as in agriculture, is still in place.

3. The most recent report on G-20 trade measures highlighted that the trade coverage of G-20 restrictive measures put in place since October 2008, excluding those that were terminated until now, is estimated to be around 3% of world merchandise trade, and almost 4% of G-20 trade. Only 18% of the cumulated G-20 restrictive measures have been removed so far.

¹ This is intended to be a purely factual report and is issued under the sole responsibility of the Director-General. It has no legal effect on the rights and obligations of Members, nor does it have any legal implication with respect to the conformity of any measure noted in the report with any WTO Agreement or any provision thereof. This report is without prejudice to Members' negotiating positions in the Doha Round. It is a preparatory contribution to the report by the Director-General that is called for in Paragraph G of the TPRM mandate and that aims to assist the TPRB to undertake an annual overview of developments in the international trading environment which are having an impact on the multilateral trading system.

Share of trade covered by import-restrictive measures
(Per cent)

A. All WTO Members and Observers							
	Oct 2008 - Oct 2009	Nov 2009 - mid-Oct 2010	Mid-Oct 2010 to mid-Oct 2011		Mid-Oct 2011 to mid-May 2012		
	1.01	1.20	0.87		0.90		
B. G-20 economies							
	Oct 2008 - Oct 2009	Nov 2009 - May 2010	Mid-May 2010 to mid-Oct 2010	Mid-Oct 2010 to Apr 2011	May 2011 - mid-Oct 2011	Mid-Oct 2011 to mid-May 2012	Cumulative total
Share in world imports	0.8	0.4	0.2	0.5	0.5	0.9	2.9
Share in G-20 imports	1.0	0.5	0.3	0.6	0.6	1.1	3.8

Temporary measures vs. longer-term policies ...

4. The more recent wave of trade restrictions seems no longer to be aimed at combatting the temporary effects of the global crisis, but rather at trying to stimulate recovery through national industrial planning, which is an altogether longer-term affair. In addition to trade restrictions, many of these plans envisage the granting of tax concessions and the use of government subsidies, as well as domestic preferences in government procurement and local content requirements.

5. Governments need to redouble their efforts to resist protectionist pressures and take active steps to keep markets open and advance trade liberalization. Some governments are facing particularly difficult economic conditions domestically; they must resist the temptation to move towards more nationalistic and inward-looking policies. This kind of policy will not solve their problems and they risk generating tit-for-tat reactions by their trading partners.

The repercussions of the global crisis are still being felt ...

6. An uncertain global context is still prevailing, and economic conditions may get even worse. The recovery of the global economy remains weak and unemployment levels are high. World trade growth decelerated significantly last year, due mainly to the economic slowdown in major world economies. Merchandise trade volume grew by only 5.0% in 2011, a sharp fall from 13.8% in 2010. As the global economy continues to lose momentum, trade growth is projected to slow further to 3.7% in 2012, well below the long-term annual average of 5.4% for the last 20 years. Exports of developed economies are projected to grow by 2% this year, and developing countries' exports by 5.6%. With tight government budgets, high unemployment, slower growth, and the prospects of further imminent multilateral market opening seemingly reduced, the threat of protectionist pressures looms even larger.

Growth in volume of world merchandise trade
(Annual % change)

Average 1991-2011	2005	2006	2007	2008	2009	2010	2011	2012
5.4	6.5	8.6	6.5	2.3	-12.0	13.8	5.0	3.7

There is a revival of protectionist rhetoric in some countries ...

7. The politics of trade in some countries seems to be turning inward-looking. Of particular concern are statements by some leaders in favour of import substitution policies as the pillar of economic growth in their countries. This is generating regional and global trade tensions which have largely been absent since the coordinated policy responses to the global financial crisis were launched.

8. Some governments are reportedly considering raising import barriers, and in some cases have already done so, to protect their domestic industries from what they may consider to be unfair competition. In certain cases, the barriers seem to take the form of procedural or administrative actions to slow down the clearing of goods at borders rather than new laws or regulations. This can render trade conditions even more difficult since lack of transparency about conditions of entry into a market increases uncertainty for traders and raises the risks and costs of doing business.

9. There has also been a reported increase in restrictions placed on government procurement activities in some countries. More open trade in government procurement allows governments to purchase goods and services based on who offers taxpayers the best deal, ultimately saving money. The optimal action would be to convince trading partners to further open their public procurement markets rather than closing domestic markets. In this sense, the conclusion of the renegotiation of the WTO Agreement on Government Procurement highlights the Parties' continuing commitment to the maintenance and expansion of open markets, and to ensure fair and transparent competition in public procurement.

Government support to selected sectors is more difficult to monitor ...

10. Some Members have expressed concern about the granting of subsidies and other government support programmes to assist specific sectors and have called for a broader coverage, in the monitoring reports, of all forms of government support programmes, in particular support given to the agriculture sector. Based on OECD estimates, a specific section of this report shows that for the OECD as a whole, the trend in the level of support relative to total farm receipts has been declining since about 1999, although the Producer Support Estimate remains high at around 18% of farm receipts or US\$227 billion. In this context, it is important that on-going reforms of the EU's CAP and the US Farm Bill take into account the importance of moving towards less trade-distorting policies.

11. It is harder to monitor government support measures as there is little detailed information on this type of action, although efforts have been made to include some country-specific measures and programmes in this report. Only eight delegations volunteered information on government support programmes for the preparation of this report.

12. Overall, it seems that the number of support measures has remained stable over the past seven months. It would appear that in some countries, government support is aimed at increasing local content and promoting domestic activity of specific sectors. As was mentioned in previous monitoring reports, behind-the-border measures and sector-specific support in the form of financial support and assistance have the potential to distort conditions of competition on markets and affect trade. Given the concerns expressed and the lack of common understanding of the types of measures to notify, it would be appropriate that relevant WTO Committees examine this issue and try to evaluate the trade impact of government subsidies and other forms of government support.

Improvements needed in WTO transparency and peer review ...

13. A complete and timely notification of all trade and trade-related measures will help strengthen WTO's trade monitoring. One specific area where efforts need to be heightened is in the field related to government support measures where the monitoring of developments is more complex and the

relevant information publicly available is scarcer. Enhanced multilateral peer review should help Members abide by their commitments.

14. The Secretariat is also expanding and updating the collection and dissemination of trade information throughout the WTO which should contribute to the WTO Bodies' work on enhanced transparency and peer review.

The primacy of the multilateral trading system needs to be preserved ...

15. Further trade opening constitutes a potentially important source of confidence-building in the multilateral trading system. Moreover, increasing trade is critical to stimulating global recovery and to supporting fiscally sustainable growth. Stronger global cooperation is needed to rebuild a robust architecture for trade in the 21st century. Greater international cooperation is also needed to make the case for open trade, escape the current economic crisis, and advance the multilateral trade agenda.

I. INTRODUCTION

16. This monitoring report reviews trade and trade-related developments during the period mid-October 2011 to mid-May 2012.² The Director-General has reported regularly to WTO Members on trade and trade-related policy developments, initially in the context of the global financial and economic crises.

17. Based on the recommendation approved by the TPRB at the Fourth Appraisal of the TPRM, the WTO's Eighth Ministerial Conference in December 2011 decided to invite the Director-General to continue presenting his trade monitoring reports on a regular basis, and asked the TPRB to consider these reports in addition to its meeting to undertake the Annual Overview of Developments in the International Trading Environment. Ministers committed to duly comply with the existing transparency obligations and reporting requirements needed for the preparation of the monitoring reports.³

18. Information about the measures included in this Report has been collected from inputs submitted by Members and from other official and public sources. Replies to the request from the Director-General for information on measures taken during the period under review were received from less than 20% of the total number of Members and Observers. The WTO Secretariat has drawn on these replies, as well as on a variety of other public and official sources, to prepare this Report. All country-specific information collected was sent for verification to the Member concerned. The majority of delegations cooperated with the Secretariat's request to verify the accuracy of the information contained in Annexes 1 and 2.⁴ Where it has not been possible yet to verify the information this is noted in the Annexes.⁵

19. The country-specific measures listed in Annex 1 and 2 are new measures implemented by governments during the period under review. Measures implemented before mid-October 2011 can be found in previous trade monitoring reports.

20. The following sections present an analysis of the main points regarding the trade and trade-related developments over the period mid-October 2011 to mid-May 2012. Given the concerns expressed by some Members about the impact of government support granted to certain sectors, a special section is devoted to analyzing issues related to these measures. A final section presents an overview of the most recent trade and selected economic developments.

II. TRADE AND TRADE-RELATED POLICY DEVELOPMENTS

A. OVERVIEW

21. Over the period under review (mid-October 2011 to mid-May 2012) many WTO Members and Observer Governments have continued to put in place new measures that restrict or distort trade,

² The previous trade monitoring report, contained in WTO document WT/TPR/OV/14 (21 November 2011), covered the period from mid-October 2010 to mid-October 2011. The WTO Secretariat, together with the Secretariats of the OECD and UNCTAD, issued on 31 May 2012 a more recent report on trade and investment measures implemented by G-20 economies. The relevant trade measures identified in that document are also reproduced in this report.

³ WTO document WT/L/848 of 19 December 2011.

⁴ Requests for verification of information were sent to 59 delegations. Around 61% of them provided replies in time for the preparation of this report.

⁵ The inclusion of any measure in this Report or in its Annexes implies no judgement by the WTO Secretariat on whether or not such measure, or its intent, is protectionist in nature. Moreover, nothing in this Report implies any judgement, either direct or indirect, as to the consistency of any measure referred to in the Report with the provisions of any WTO Agreement.

or have the potential to do so. The pace of implementation of trade restrictive measures has hardly changed, when compared with the previous six-month period (Table 1).

Table 1
Trade restrictive measures

Type of restriction	Mid-October 2010 to mid-October 2011	Mid-October 2010 to April 2011	May 2011 to mid-October 2011	Mid-October 2011 to mid-May 2012
Trade remedy	129	66	63	78
Border	126	78	48	72
Export	64	30	34	19
Other	20	10	10	13
Total	339	184	155	182

Note: This table includes all measures that restrict or have the potential to restrict and/or distort trade. The measures counted in the table are not all comparable, in particular in terms of their potential impact on trade flows.

Source: Annex 1 of this report, and WTO document WT/TPR/OV/14 of 21 November 2011.

22. The number of potentially trade restrictive measures (including both import and export measures) taken by WTO Members and Observer Governments has not diminished over the past seven months. In total, 182 trade restrictive measures were taken over the past seven months compared with 155 during the preceding six-month period. Table 1 shows the evolution of these numbers based on this report and on previous trade monitoring reports. The measures counted in the table are not all comparable, in particular in terms of their trade coverage or the potential impact they may have on trade flows. Some measures apply to one specific product or import origin, while others may affect a basket of products from all origins; one measure affects all products imported from all origins. Moreover, not all measures categorized as trade restrictive may have been adopted with such an intention. Nevertheless, an attempt was made to maintain a consistent approach throughout the various reports in the counting and aggregation of individual measures by period so as to illustrate the main trends.

23. The most frequently used measures were trade remedies (in particular the initiation of anti-dumping investigations), followed by import tariff increases (some of them on a temporary basis), and non-tariff measures such as non-automatic import-licensing requirements and other forms of border controls.

24. The upward trend in the imposition of export restrictions observed until mid-October last year has slowed down over the past seven months. Nineteen new export restrictive measures were implemented during the review period compared with 34 over the previous six-month period.

25. The trade coverage of import restrictive measures has increased over the past seven months. The WTO Secretariat has calculated that new import restrictive measures introduced during the period from mid-October 2011 to mid-May 2012, along with new initiations of investigations into the imposition of trade remedy measures, cover around 0.9% of world merchandise trade (Table 2).⁶ This compares with 0.87% for the entire one-year preceding period.

⁶ These percentages represent the trade coverage of the measures; they do not indicate the size of their impact (reduction in trade). The value of trade covered is calculated using the UN Comtrade database, and is counted at the six-digit tariff line level. For anti-dumping and countervailing measures, the trade value included is the amount of imports from the trading partners affected by the relevant measure. When more than one measure affects the same product from the same origin, the value of imports is counted only once.

Table 2
Share of world trade covered by import restrictive measures
(Per cent)

October 2008 to October 2009	November 2009 to mid-October 2010	Mid-October 2010 to mid-October 2011	Mid-October 2011 to mid-May 2012
1.01	1.20	0.87	0.90

26. The reported trade restrictive measures taken by WTO Members and Observer Governments over the past seven months affect a wide range of products. In terms of the number of trade measures (listed in Annex 1), the sectors most frequently affected during the period under review are: iron and steel, electrical machinery and equipment, vehicles, vegetables, beverages and spirits, and chemical products. The sectors most heavily affected in terms of trade coverage are optical and other precision instruments (LCD panels), motor vehicles, machinery and mechanical appliances, electrical machinery, iron and steel, and meat (Table 3).

Table 3
Trade coverage of import restrictive measures
(Per cent)

HS Chapters	Share in total world imports	Share in total restriction
Total imports affected	0.9	100.0
Agriculture	0.08	9.2
HS 01 - Live animals	0.00	0.2
HS 02 - Meat and edible meat offal	0.04	4.0
HS 03 - Fish and crustaceans	0.00	0.1
HS 04 - Dairy produce	0.00	0.0
HS 05 - Products of animal origin, n.e.s.	0.00	0.0
HS 06 - Live trees and other plants; cut flowers	0.00	0.0
HS 07 - Edible vegetables and certain roots and tubers	0.00	0.4
HS 08 - Edible fruit and nuts	0.00	0.5
HS 09 - Coffee, tea, maté and spices	0.00	0.1
HS 10 - Cereals	0.01	1.0
HS 11 - Products of the milling industry	0.00	0.0
HS 12 - Oil seeds and oleaginous fruit	0.00	0.2
HS 13 - Lac; gums, resins and other vegetable saps	0.00	0.0
HS 14 - Vegetable products n.e.s.	0.00	0.0
HS 15 - Animal or vegetable fats and oils	0.00	0.1
HS 16 - Preparation of meat and fish	0.00	0.1
HS 17 - Sugar and sugar confectionary	0.01	1.3
HS 18 - Cocoa and cocoa preparations	0.00	0.2
HS 19 - Preparations of cereals	0.00	0.1
HS 20 - Preparations of fruits, vegetables and nuts	0.00	0.1
HS 21 - Miscellaneous edible preparations	0.00	0.1
HS 22 - Beverages, spirits	0.00	0.3
HS 23 - Residues and waste of food industry	0.00	0.1
HS 24 - Tobacco and manufactured products	0.00	0.2
Industry products	0.80	90.8
HS 25 - Salt; sulfur; earths and stone; lime and cement	0.00	0.1
HS 26 - Ores, slag and ash	0.01	0.7
HS 27 - Mineral fuels and oils, products thereof	0.03	3.3
HS 28 - Inorganic chemicals	0.01	0.6
HS 29 - Organic chemicals	0.02	2.4

Table 3 (cont'd)

HS Chapters	Share in total world imports	Share in total restriction
HS 30 - Pharmaceutical products	0.01	1.2
HS 31 - Fertilizers	0.01	0.7
HS 32 - Tanning or dyeing extracts	0.00	0.3
HS 33 - Essential oils, cosmetic preparations	0.00	0.3
HS 34 - Soap, washing preparations	0.00	0.2
HS 35 - Albuminoidal substances	0.00	0.1
HS 36 - Explosives; pyrotechnic products; matches	0.00	0.0
HS 37 - Photographic or cinematographic goods	0.00	0.1
HS 38 - Miscellaneous chemical products	0.01	1.5
HS 39 - Plastic and articles thereof	0.02	1.8
HS 40 - Rubber and articles thereof	0.01	1.2
HS 41 - Raw hides and skins, leather	0.00	0.0
HS 42 - Articles of leather	0.00	0.1
HS 43 - Furskins and artificial fur	0.00	0.0
HS 44 - Wood and articles of wood	0.00	0.1
HS 45 - Cork and articles of cork	0.00	0.0
HS 46 - Manufacture of straw; basketware	0.00	0.0
HS 47 - Pulp of wood; waste and scrap of paper	0.00	0.1
HS 48 - Paper and paperboard	0.01	1.0
HS 49 - Products of the printing industry	0.00	0.1
HS 50 - Silk	0.00	0.0
HS 51 - Wool; fine or coarse animal hair	0.00	0.0
HS 52 - Cotton	0.01	0.9
HS 53 - Other vegetable fibres	0.00	0.0
HS 54 - Man-made filaments	0.00	0.2
HS 55 - Man-made staple fibres	0.00	0.2
HS 56 - Wadding, felt and nonwovens; special yarns	0.00	0.1
HS 57 - Carpets and other textile floor coverings	0.00	0.0
HS 58 - Special woven fabrics	0.00	0.0
HS 59 - Impregnated, coated textile fabrics	0.00	0.1
HS 60 - Knitted or crocheted fabrics	0.00	0.1
HS 61 - Clothing, knitted or crocheted	0.00	0.1
HS 62 - Clothing, not knitted or crocheted	0.00	0.1
HS 63 - Other made up textile articles	0.00	0.1
HS 64 - Footwear	0.00	0.3
HS 65 - Headgear	0.00	0.0
HS 66 - Umbrellas, walking sticks	0.00	0.0
HS 67 - Prepared feathers; artificial flowers and human hair	0.00	0.0
HS 68 - Articles of stone, plaster, mica, cement	0.00	0.1
HS 69 - Ceramic products	0.01	1.0
HS 70 - Glass and glassware	0.00	0.2
HS 71 - Pearls, precious stones and metals	0.00	0.1
HS 72 - Iron and steel	0.04	5.0
HS 73 - Articles of iron and steel	0.02	1.7
HS 74 - Copper and articles thereof	0.00	0.3
HS 75 - Nickel and articles thereof	0.00	0.0
HS 76 - Aluminium and articles thereof	0.00	0.3
HS 78 - Lead and articles thereof	0.00	0.0
HS 79 - Zinc and articles thereof	0.00	0.0
HS 80 - Tin and articles thereof	0.00	0.0

Table 3 (cont'd)

HS Chapters	Share in total world imports	Share in total restriction
HS 81 - Other base metals and articles thereof	0.00	0.0
HS 82 - Tools of base metals	0.00	0.2
HS 83 - Miscellaneous articles of base metals	0.00	0.2
HS 84 - Machinery and mechanical appliances	0.07	8.0
HS 85 - Electrical machinery and parts thereof	0.06	6.9
HS 86 - Railway or tramway locomotives	0.00	0.0
HS 87 - Vehicles	0.09	9.6
HS 88 - Aircraft, spacecraft and articles thereof	0.01	1.0
HS 89 - Ships, boats and floating structures	0.00	0.1
HS 90 - Optical and other precision instruments	0.32	36.1
HS 91 - Clocks and watches, and parts thereof	0.00	0.2
HS 92 - Musical instruments and parts thereof	0.00	0.0
HS 93 - Arms and ammunition	0.00	0.0
HS 94 - Furniture; bedding material; lamps	0.00	0.3
HS 95 - Toys, sports requisites	0.00	0.5
HS 96 - Miscellaneous manufactured articles	0.00	0.1
HS 97 - Works of art	0.00	0.0
HS 99 - Special classification	0.00	0.3

Note: Calculations are based on 2010 import figures. Estimates of trade coverage were made for measure for which HS codes were provided or were easy to identify. The value of total imports affected equals US\$133.0 billion.

Source: WTO Secretariat estimates, based on UNSD Comtrade database.

27. Serious concerns continue to be raised by WTO Members about the implementation of import-restricting measures by some Members, in particular in the area of import-licensing requirements (such as the extensive use of non-automatic licences and long delays in approving licence applications), reported trade-balancing requirements, and other customs-related procedures. Moreover, some restrictions are being implemented through informal procedures and practices which are not codified in official regulations. This has been the subject of extensive discussions in the WTO Committee on Import Licensing and the Council on Trade in Goods.

28. Members have also expressed concerns about the proliferation of non-tariff barriers implemented through national standards, in particular about the increasing use of private standards and of SPS measures that are considered not to be based on scientific standards.

29. During the review period, there were also instances where some Members implemented measures to facilitate trade, in particular through the reduction of import tariffs, although sometimes on a temporary basis, the termination of trade remedy actions⁷, or the streamlining of customs procedures. Out of a total of 342 trade and trade-related measures recorded in Annex 1, around 47% can be considered as actions that facilitate trade. This compares with a share of 48% recorded during the previously monitored period. In addition, other measures were taken that facilitate trade, such as a recent agreement between India and Pakistan.

30. Not many developments concerning trade in services have been reported in the period under consideration. Overall, countries seem to be maintaining the general thrust of their services trade policies and levels of market openness, including nonetheless the restrictive measures reported in previous reports. One reason for the few changes is the comparative difficulty in revoking a market access opportunity for trade in services as opposed to, for example, raising an import tariff.

⁷ This involves the termination of investigations or the removal of trade remedy duties imposed during previous periods. Although some of these actions may result from quasi-automatic procedures, and others were related to actions undertaken some time ago, they nevertheless constitute measures that facilitate trade.

B. TRADE REMEDIES (ANTI-DUMPING, COUNTERVAILING AND SAFEGUARD ACTIONS)

31. The general trends in the use of trade remedies have not changed considerably since the previous trade monitoring report in October 2011. This section provides an analysis of the initiations of new anti-dumping, countervailing duty, and safeguards investigations in the period October 2011-April 2012 in comparison with the period October 2010-April 2011. During the most recent period, fewer anti-dumping and safeguard investigations were initiated by Members compared to the previous period, whereas countervailing duty investigations continued their upward trend.

32. The decline in the initiation of new anti-dumping investigations continues (Table 4). In the period October 2011-April 2012, 79 new anti-dumping investigations were initiated compared with 96 investigations initiated in October 2010-April 2011 (an 18% decline). This seems to be mainly the result of reduced activity by Argentina, Brazil, India, Ukraine and Pakistan.

33. Despite the overall decline, Australia, Canada, the European Union and the United States (which can be considered as traditional users of anti-dumping) have increased their initiations in the last period. These figures, however, are still considerably below the historical peaks of these Members. The Russian Federation initiated in November 2011 an investigation on light commercial vehicles originating in four countries.

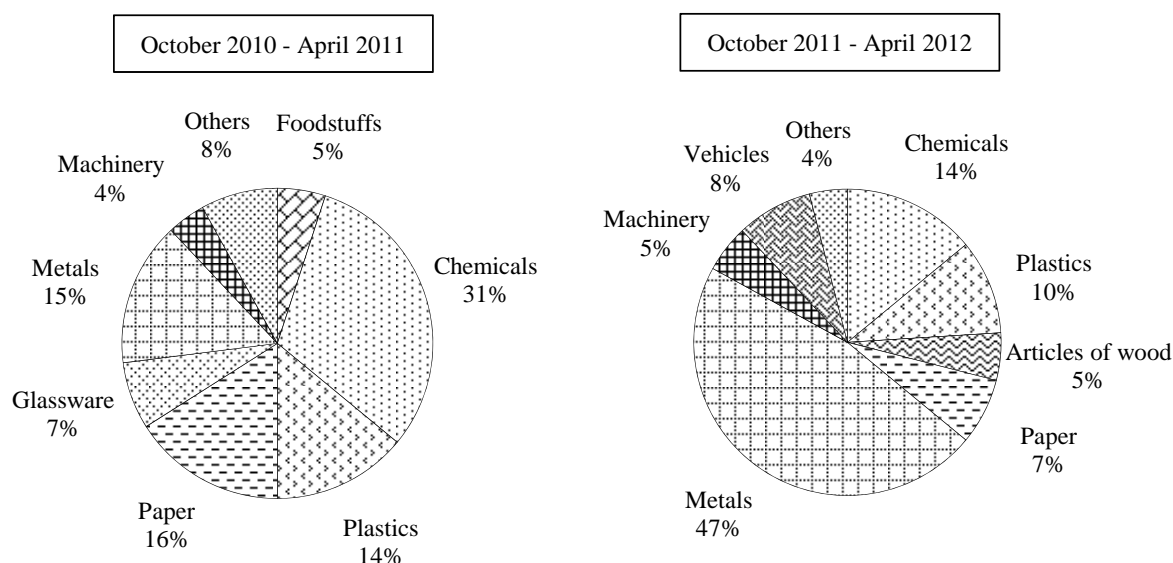
Table 4
Initiations of anti-dumping investigations

Reporting Member	October 2010-April 2011	October 2011-April 2012
Argentina	11	4
Australia	2	4
Brazil	25	16
Canada	0	3
China	4	3
Egypt	2	1
European Union	8	13
India	15	8
Israel	1	0
Mexico	2	2
New Zealand	2	0
Pakistan	7	4
Russian Federation	0	4
South Africa	0	1
Chinese Taipei	1	0
Turkey	1	3
Ukraine	6	1
United States	9	12
Total	96	79

Source: WTO Secretariat.

34. In terms of the products covered by the anti-dumping investigations initiated, the landscape seems to have changed significantly in the period October 2011-April 2012 compared with the previous period. The most visible change is the surge in the share of metals which account for 47% of all anti-dumping initiations compared with 15% in the previous period (Chart 1). The share of chemicals dropped from 31% to 14%, plastics from 14% to 10% and paper from 16% to 7%. Machinery remained more or less at the same level, whereas vehicles and articles of wood gained importance, with the former accounting for 8% and the latter for 5% of all initiations in this period.

Chart 1
Anti-dumping initiations, product coverage



Source: WTO Secretariat.

35. Initiations of countervailing duty investigations continue to increase. In the period October 2011-April 2012, 17 new countervailing duty investigations were initiated compared with seven in October 2010-April 2011 (a 143% increase). However, these figures are relatively low by historical standards.

36. The rise in countervailing action is mainly due to increased activity by traditional users of this trade instrument, namely the United States, Canada and to a lesser extent the European Union. Further, Pakistan has entered the world of countervail as a new user and initiated its first two investigations ever in the period October 2011-April 2012 (Table 5).

Table 5
Initiations of countervailing duty investigations

Reporting Member	October 2010-April 2011	October 2011-April 2012
Australia	0	1
Canada	0	2
European Union	2	3
Mexico	1	0
Pakistan	0	2
United States	4	9
Total	7	17

Source: WTO Secretariat.

37. Over the most recent period, there has been a significant increase in the number of simultaneous countervailing duty and anti-dumping investigations on the same product originating in the same exporting country. Of the 17 countervailing duty investigations initiated in this period, 15 were also accompanied by anti-dumping investigations. Both the users and the targets of simultaneous countervail/anti-dumping initiations are becoming diverse. The Members initiating these 15 simultaneous cases were Canada, the United States, Australia, the European Union and

Pakistan. Exporting Members subjected to these actions were Pakistan, the Republic of Korea, Viet Nam, China, the United States, Indonesia, Thailand, India, Oman and the United Arab Emirates.

38. The initiation of new safeguard investigations remained stable during the review period (Table 6). Members initiated seven safeguards investigations over the most recent period compared with eight initiations in October 2010–April 2011.

Table 6
Initiations of safeguard investigations

Member	October 2010 – April 2011	October 2011 – April 2012
Brazil	0	1
Egypt	0	2
India	1	0
Indonesia	2	3
Israel	1	0
Jordan	0	1
Kyrgyz Republic	1	0
Thailand	1	0
Turkey	1	0
Ukraine	1	0
Total	8	7

Source: WTO Secretariat.

C. SANITARY AND PHYTOSANITARY MEASURES (SPS)

39. All WTO Members are obliged to provide an advance notice of their intention to introduce new SPS measures or amend existing ones, or to notify immediately when emergency measures are imposed.⁸

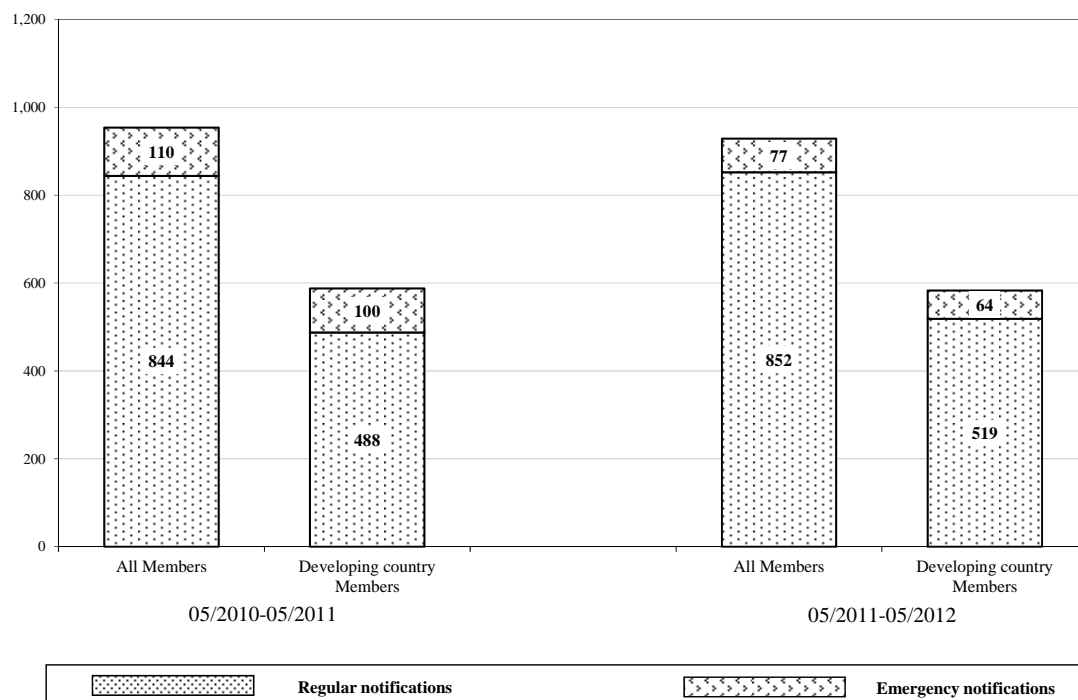
40. In the one-year period from mid-May 2011 to mid-May 2012, 1,295 SPS notifications were submitted to the WTO. Notifications from developing countries accounted for 58% of the total. For the previous year, the total number of notifications submitted to the WTO and the proportion of measures notified by developing-country Members was similar; from mid-May 2010 to mid-May 2011, a total of 1,303 notifications were submitted to the WTO, of which 60% were submitted by developing-country Members.

41. Members submitted 852 regular SPS notifications in the period mid-May 2011 to mid-May 2012.⁹ A similar number of regular notifications (844) were submitted in the previous period (2010-2011). In both periods, around 60% of the regular notifications were submitted by developing-country Members (Chart 2).

⁸ Annex B of the SPS Agreement requires that Members notify measures whose content is not substantially the same as that of an international standard, guideline or recommendation, and when the measure may have a significant effect on trade. However, the Recommended Procedures for Implementing the Transparency Provisions of the SPS Agreement, adopted by the SPS Committee in 2008 (G/SPS/7/Rev.3), recommend that Members also notify measures that are based on the relevant international standards, and provide a broad interpretation of their effects on trade.

⁹ The SPS Agreement provides several mechanisms to monitor the imposition of trade restrictions. All WTO Members are obliged to provide advance notifications of proposed new SPS requirements, except for measures taken in response to emergency situations for which notification is to be provided immediately upon taking the measure. Other Members have the opportunity to comment on these notified measures, both directly to the notifying Member and/or by raising the issue at a regular meeting of the SPS Committee.

Chart 2
Number of SPS notifications

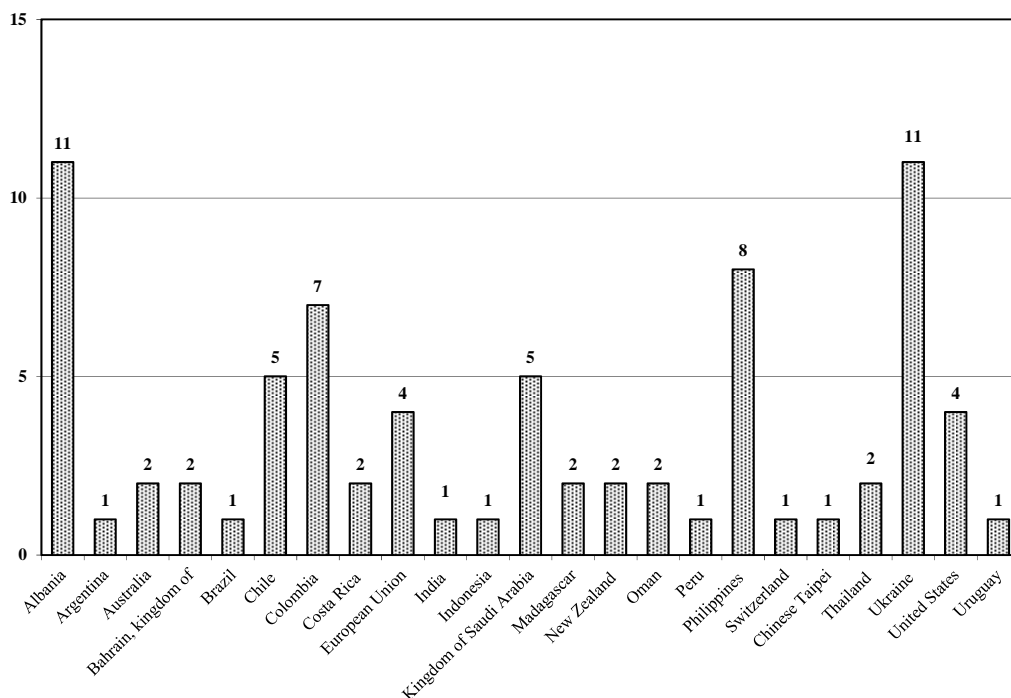


Source: WTO Secretariat.

42. The share of notifications of emergency SPS measures submitted by developing-country Members was higher. From mid-May 2011 to mid-May 2012, 83% of the 77 emergency notifications were submitted by developing-country Members. For the previous period (2010-2011) more than 90% of the emergency notifications were submitted by developing-country Members (Chart 3). This high proportion of emergency measures notified by developing-country Members might stem from the fact that they do not have as extensive SPS regulatory systems as developed-country Members, and consequently, when facing emergency challenges, they are more likely to have to introduce new or change existing regulations.

Chart 3
Emergency SPS notifications, mid-May 2011 - mid-May 2012

Number of notifications



Source: WTO Secretariat.

43. Many Members are following the recommendation to notify SPS measures even when these are based on a relevant international standard, which substantially increases transparency. Of the 852 regular notifications submitted from mid-May 2011 to mid-May 2012, 416 indicated that an international standard, guideline or recommendation was applicable to the notified measure. Of these, 67% indicated that the proposed measure was in conformity with the existing international standard.

44. International standards often provide useful guidance regarding measures to address disease outbreaks and other emergency situations. Indeed, 80% of the 77 emergency notifications submitted during the most recent period indicated that an international standard, guideline or recommendation was applicable to the notified measure. Of these, 68% indicated that the measure was in conformity with the existing international standard.

45. The majority of the regular notifications were related to food safety and the protection of humans from animal diseases and plant pests. The remaining notifications related to plant protection, animal health and to the protection of the Members' territory from other damage from pests. The majority of the emergency measures notified related to animal health, followed by measures related to the protection of humans from animal diseases or plant pests, food safety, plant protection and protection of Members' territory from other damage from pests. In most of the cases, the notifications identified more than one objective per measure.

46. Specific trade concerns (STCs) can be raised at any of the three regular meetings of the SPS Committee each year. In the three Committee meetings of June 2011, October 2011 and March 2012, 14 new trade concerns were raised. Nine of these STCs related to food safety, two to animal health, one to plant health, and two to other concerns.

47. The nine new food safety related STCs were raised in relation to:

- US concerns regarding the Philippines' restrictions on imported fresh meat;
 - Paraguay's concerns regarding Japan's MRLs applied to sesame;
 - Hong Kong, China and China's concerns regarding an EU regulation on polyamide and melamine plastic kitchenware;
 - EU concerns regarding Malaysia's import restrictions on pork and pork products;
 - Ecuador's concerns regarding an EU regulation on cadmium in cocoa beans;
 - India's concerns regarding US default MRLs set at limits of determination or limits of quantification on Basmati rice;
 - India's concerns regarding China's testing methods for food additives;
 - US concerns regarding Indonesia's port closure; and
 - China's concerns regarding EU limits of aluminium in flour products.
48. The two new animal health related STCs were raised in relation to:
- Canada's concerns regarding Mexico's BSE measures; and
 - Argentina's concerns regarding US failure to recognize South Patagonia as FMD-free and to import beef from north of the 42nd parallel.
49. The new plant health related STC was raised in relation to:
- South Africa's concerns regarding Thailand's restrictions on table grapes, apples and pears.
50. Finally, the two new STCs in relation to concerns other than food safety, animal health and plant health related to:
- India's concerns regarding China's requirement for registration and supervision of foreign enterprises; and
 - Argentina's concerns regarding an EU Court of Justice ruling regarding pollen derived from GMOs.
51. China, the European Union and the United States are the three Members whose measures have prompted most new trade concerns. The eight STCs that were raised on the basis of these three Members' measures accounted for more than 50% of all the new STCs raised during the period May 2011 - May 2012.
52. A total of 18 previously raised STCs were discussed at the June 2011, October 2011 and March 2012 SPS Committee meetings. Of these, ten addressed persistent problems that have been discussed five times or more. In particular, two STCs have been discussed on more than 14 occasions. These cases are the following (number of times the issue was discussed indicated in parenthesis):
- Concerns by the European Union and the United States regarding India's restrictions due to avian influenza (18 times).
 - EU concerns regarding general import restrictions by certain Members due to BSE (15 times).
 - Colombia, Ecuador and Peru's concerns regarding the application and modification of the EU regulation on novel foods (10 times).
 - EU concerns regarding US restrictions on potted plants imported from the EU (seven times).

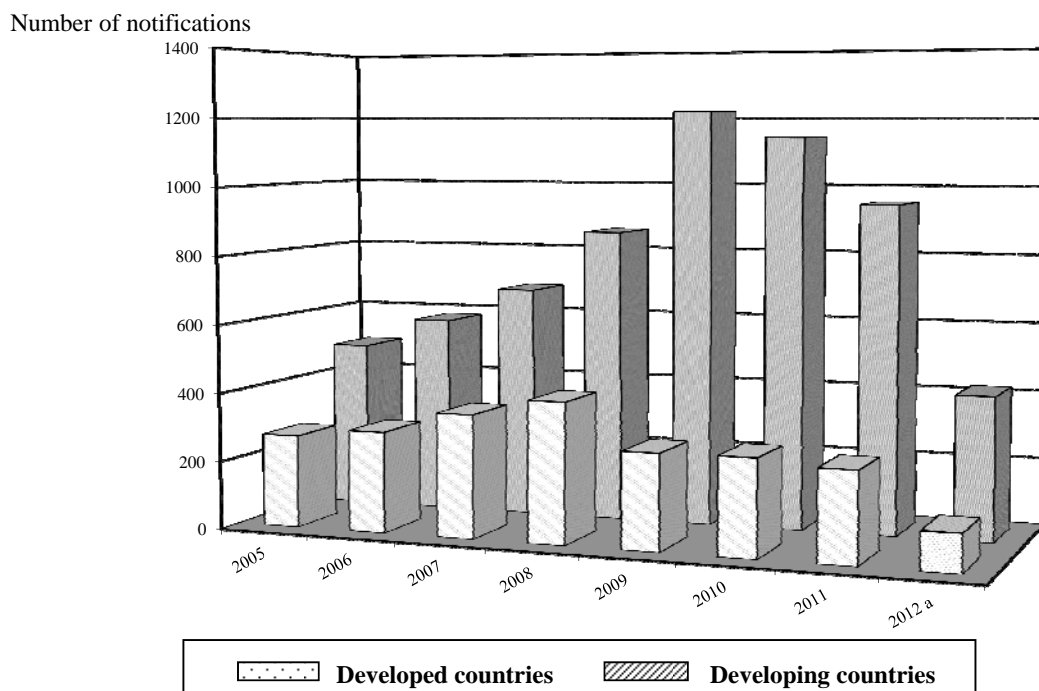
- United States concerns about Chinese Taipei's restrictions on ractopamine in beef and pork (six times).
- Brazil's concerns regarding Japan's pesticide maximum residue levels (five times).
- China and India's concerns regarding US 2009 Food Safety Enhancement Act (five times).
- United States concerns regarding Turkey's restrictions on products derived from biotechnology (five times).
- India's concerns about EU's maximum residue levels of pesticides (five times).
- India's concerns regarding Japan's prohibition of certain food additives (five times).

D. TECHNICAL BARRIERS TO TRADE (TBT)

53. During the period October 2011 to May 2012, 917 notifications were made to the TBT Committee up from 614 notifications submitted during the previous seven-month period. Over the last period, notifications from developed countries remained steady, 183 compared with 143 in the previous period. Notifications from developing and LDC countries increased substantially; developing countries notified 671 measures from October 2011 to May 2012, up from 471 over the period March - September 2011. LDC notifications increased to 63 during the current period, compared to none over the previous period. The increase in certain Members' notifications are noteworthy: China notified 87 measures from October 2011 to May 2012, compared with 35 over the period March - September 2011; the Dominican Republic made 48 notifications up from 0; Kuwait made 49 notifications up from 9; and Uganda made 51 notifications up from 0.

54. While notifications from developed-country Members have remained broadly stable since 2005, those from developing-country Members have increased significantly (Chart 4). Notifications from developing-country Members accounted for approximately 80% of notifications made between 2009 and 2011, whereas they accounted for only 40% of notifications in 2000. Looking at total notifications from 1995 to 2011, developing-country Members account for 60% of notifications, developed-country Members for 38%, and least developed-country Members for 2%.

Chart 4
Number of TBT notifications since 2005, by development status



a Data for 2012 includes only those notifications made up 30 April 2012

Source: WTO Secretariat.

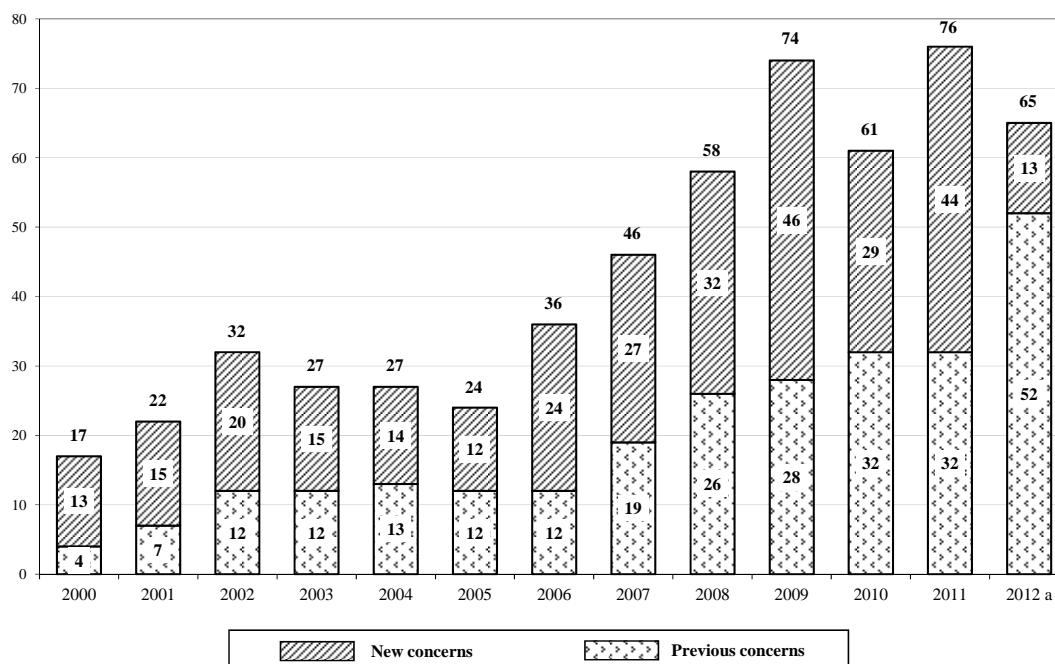
55. In 2011, the following objectives were mentioned by Members in their notifications: protection of human health or safety; prevention of deceptive practices; quality requirements; protection of the environment; adoption of new technology; protection of animal or plant life or health; harmonization; consumer information and labelling; cost saving and increasing productivity; trade facilitation; and national security requirements.

56. Members also use the TBT Committee as a forum for the multilateral review of technical regulations, standards and conformity-assessment procedures that affect trade in goods. If a Member is concerned about the trade impact of a measure maintained by another Member, they may raise the measure for discussion in the Committee as a "specific trade concern" (STC). Normally, these concerns refer to proposed draft measures, or to existing regulations.

57. Specific trade concerns raised by Members have grown over the last five years (Chart 5). The number of concerns raised in the March 2012 meeting alone was more than the total number raised in all of 2010. During the period 1995 to 1999, the average number of new STCs raised was eight; during the period 2000 to 2006, the average number of STCs was 16; while during the period 2007 to 2011 the average number rose to 36. This increase reflects, to a certain extent, an increase in participation of Members – particularly developing-country Members – in the work of the TBT Committee and associated awareness of the importance of implementing the provisions of the TBT Agreement. It could also indicate that Members are increasingly taking regulatory measures affecting trade in goods as a means of meeting policy objectives.¹⁰ In terms of the rationale for raising concerns, the largest number of new trade concerns raised during 2011 was aimed at seeking further information or clarification of the measure.

¹⁰ The fact that very few of the 343 specific trade concerns discussed to date end up in dispute settlement proceedings suggests that the TBT Committee is effectively contributing to the multilateral review of non-tariff measures maintained by Members.

Chart 5
Number of TBT specific trade concerns raised per year



a Data for 2012 includes only those STCs raised at the first TBT Committee Meeting of the year held on 20-21 March 2012.
Source: WTO Secretariat.

58. Trade concerns raised most frequently address food and beverages, and alcoholic beverages; and, to a lesser extent, telecommunications and information security, hazardous substances, chemicals and tobacco. During the period under review, health-related trade concerns continued to elicit most debate in the TBT Committee. Generally, Members support the objective of protecting health, but, in specific instances, they challenge how the measure is designed and/or implemented; the concern being that trade may be unnecessarily affected. At the two meetings of the Committee that were held during the reporting period, many Members challenged the requirements set out in tobacco-control measures developed in Australia and Brazil. On alcohol, the EU and Mexico expressed concerns about a Russian draft regulation on the safety of alcoholic beverages which covers definitions, rules for sales (product labelling), product identification, safety requirements (ingredients and processes), and packaging. The European Union also expressed concern about a Mexican draft legislative amendment that would affect the marketing of drinks with added caffeine; the measure seeks to forbid the sale of drinks with added caffeine to persons under 18 years old.

59. Members also raised concerns with respect to various environmental-related measures. These concerns dealt specifically with a Colombian draft decree establishing provisions to promote the use of biofuels; a Korean standard for thin-film solar panels; various Mexican energy-labelling measures; a draft modification of two Colombian resolutions dealing with the control of emissions from heavy vehicles with a diesel motor; a Draft European Commission Regulation on eco-design requirements for air conditioners and comfort fans; and France's Grenelle 2 Law, which includes provisions on product carbon-footprint labelling and environmental lifecycle analysis.

E. EXPORT RESTRICTIONS

60. Previous monitoring reports have pointed to an increasing trend in the imposition of export restrictions. Over the period since mid-October 2011, the number of export restrictions put in place by WTO Members and Observer Governments has significantly declined, although the number of

restrictions remains at an elevated level. Nineteen new export restrictions were implemented over the past seven months compared with 34 measures taken during the preceding six-month period.

61. The most recent measures restricting exports were mainly applied in the form of bans, quotas, duties, and licensing requirements, although some of them were applied only on a temporary basis. The sectors most frequently affected during the period under review include: live animals, certain food products and cereals, some minerals, cotton, rattan products, and fertilizers.

62. Export restrictions raise world prices if the country imposing the measure has a significant world market share. These measures can also reduce partner countries' exports which suffer from increased prices of imported raw materials and they lead to a substitution towards alternative, more costly sources of supply.¹¹

F. POLICY DEVELOPMENTS IN TRADE IN SERVICES

63. Developments concerning trade in services have been reported for a number of WTO Members in the period under consideration. Many such developments involved the liberalization of financial services, particularly in Asian countries. Changes in regulations affecting the temporary movement of natural persons supplying services are also noteworthy, though not always in a liberal direction.

64. On 30 January 2012, the new Chinese Foreign Investment Industrial Guidance Catalogue entered into force, replacing the previous one that had been amended in 2007. The updated 2012 Catalogue is the fifth revision since the Catalogue was first introduced in 1995. The Catalogue lists a number of industries classified according to whether foreign investment is encouraged, restricted or prohibited. An industry which is not expressly listed is deemed to be one in which foreign investment is permitted. The changes introduced to the different categories of industries will affect foreign investment in many service activities, such as environmental services, education, financial services, transport, warehousing and courier services, wholesale and retail distribution, health-related services, media and publication services, and real estate services.

65. In the education sector, foreign investment in vocational skills' training is now classified as encouraged. The establishment of educational institutes for higher education, which remain in the encouraged category, is still limited to equity or cooperative joint ventures. Foreign investment in senior high-school education institutions, which remain in the restricted category, may now only adopt the form of a cooperative joint venture rather than an equity joint venture. The prohibition on foreign investment in compulsory education and special education is retained. The only significant change for the financial services industry is that foreign investment in financial leasing companies is no longer restricted. There is no change to China's foreign investment policy with regard to other financial institutions.

66. An important change in the Catalogue is that foreign investment in domestic express delivery of mails, while once permitted, is now prohibited. Many logistics services are now listed in the encouraged category, including common delivery of ordinary commodities, low-temperature delivery of live and fresh agricultural products and other modern logistics and relevant technological services, as well as rural chain delivery. Notably, commercial entities involved in franchising, entrusted operation and business management have been removed from the restricted category, while those relating to direct sales, mail orders and online sales remain restricted. The wholesale and retail distribution of automobiles has been reclassified from the restricted to the permitted category, while the restriction that a distributor of audio-visual products must be controlled by a Chinese majority

¹¹ OECD (2010), *Trade and Economic Effects of Responses to the Economic Crisis*, Trade Policy Studies, Paris.

investor has been removed. The wholesale and retail distribution of pharmaceuticals has been reclassified from the restricted to the permitted category.

67. Foreign investment in medical care institutions is now classified as permitted. Also, foreign investors are no longer prohibited from investing in the main distribution and import of books, newspapers and magazines, the import of audio and visual products and electronic publications as well as music-related internet culture business. For the real estate industry, the only substantive change is that the development and operation of villas is now reclassified from the restricted to the prohibited category. On 6 February 2012, Citibank announced that it had received approval from the China Banking Regulatory Commission to issue credit cards in mainland China under its own brand. In addition, as of 1 May 2012, foreign insurance companies in China will be able to supply compulsory traffic accident liability insurance, following an amendment introduced to the *Regulation on Compulsory Traffic Accident Liability Insurance for Motor Vehicles*. Under the previous regulation, only "Chinese-funded insurance companies" could undertake the compulsory traffic accident liability insurance business after approval by the China Insurance Regulatory Commission. The amendment now allows all insurance companies to undertake that line of insurance business.

68. As a result of the fourth meeting of the US-China Strategic and Economic Dialogue, held in China on 3-4 May 2012, China committed to allow foreign investors to take up to 49% equity stakes in domestic securities joint ventures, going beyond China's WTO commitment of 33%. China also agreed to shorten the waiting period ("seasoning period") for securities joint ventures that apply to expand into brokerage, fund management, and trading activities; and to allow investors from the United States and other economies to establish joint venture brokerages to trade commodity and financial futures and hold up to 49% of the equity in those joint ventures. China will also allow foreign and domestic auto financing companies, currently dependent on China's state-owned banks for funding, to issue bonds regularly, including securitized bonds. Also as part of these changes, China agreed to increase the total dollar amount that foreigners can invest in China's stock and bond markets under its Qualified Foreign Institutional Investor Program from US\$30 billion to US\$80 billion. This will reduce restrictions on the free flow of capital and increase opportunities for pension and mutual funds and other investment management firms.

69. The United States has allowed a Chinese sovereign wealth fund (China Investment Corp., or CIC) and other Chinese entities to acquire an 80% stake in New York's Bank of East Asia (U.S.A.) NA. CIC manages a portion of China's foreign exchange reserves. This is the first time US banking regulators have allowed Chinese majority ownership of a US bank, although Chinese companies have been permitted to own minority stakes and Chinese banks have been permitted to set up branches in the US. The 80% ownership will be spread among CIC, CIC-controlled Central Huijin Investment Ltd. and state-owned Industrial and Commercial Bank of China Co. Ltd. To win approval, each entity was required to become a bank holding company subject to oversight of the Federal Reserve. Previously, the Federal Reserve had also allowed the Agricultural Bank of China Ltd. to establish a branch in New York and the Bank of China Ltd. to have a branch in Chicago.

70. On 21 December 2011, Malaysia's Central Bank released the new Financial Sector Blueprint which supersedes the first Financial Sector Master plan introduced in 2001. The Blueprint, entitled "Strengthening Our Future" and with effect from 31 January 2012, is a ten-year strategic plan containing 69 recommendations. One of the Blueprint's key focus areas is to promote greater foreign participation in the financial sector under a managed approach. More flexible foreign equity participation requirements in financial institutions will be adopted and it is anticipated that additional licences will be issued to financial institutions with specialised expertise, as long as these do not compete directly with domestic entities. Currently, foreign equity participation is allowed up to 70% in investment banks, insurance companies and Islamic banks and up to 30% in conventional commercial banks. The Blueprint does not prescribe a process of foreign ownership liberalization, but contemplates a case-by-case approach depending on the financial profile of the investor and what is considered to be in the best interests of Malaysia's financial sector and the general economy.

71. In addition, in order to attract more foreign participation, the Blueprint foresees the introduction of greater operational flexibility for financial institutions, by gradually removing restrictions on non-branch delivery channels for locally incorporated foreign banking institutions and by according greater flexibility to establish physical branches. The Blueprint also proposes the progressive liberalization of foreign exchange administration rules in order to promote greater regional and international integration. Such measures will allow corporations to actively manage foreign currency exposures arising from their overseas operations and permit institutional funds and retail investors to trade in foreign currencies subject to certain safeguards. The Blueprint also foresees further internationalization of Islamic finance, to be achieved through the issuance of new Islamic banking licences to institutions with specialised expertise and by expanding the business scope of qualified international Islamic banks.

72. Thailand modified its regulations regarding foreign participation in the insurance industry. With effect from December 2011, the permitted foreign ownership percentage of insurance brokerages was increased from 25% to 49%. In addition, it is no longer a requirement for 75% of the directors to be Thai. Directors with signatory power must have passed the insurance examinations set by the Office of Insurance Commission, the Thai insurance regulator. That measure was followed in February 2012 by the increase in the limit on foreign shareholding in local insurance companies from 25% to 49%.

73. On 5 April 2012, the Russian Government approved a bill aimed at increasing the limit for overall foreign shareholding of Russian insurance firms to 50%, up from the current 25%. The new measure brings the foreign equity limitation in the insurance sector in line with Russia's specific commitments.

74. Pursuant to announcements made by the Cabinet of India in November 2011, the Government of India issued Press Note No. 1 (2012 series), dated 10 January 2012, allowing up to 100% foreign direct investment in single brand retail distribution under the Government approval route. The products to be sold shall be of "single brand" only, and should already be sold under the same brand internationally. The foreign investor should be the owner of the brand. For proposals involving FDI beyond 51%, mandatory sourcing of at least 30% of the value of products sold must be undertaken from Indian small industries, defined as those having total investment in plant and machinery not exceeding US\$1 million.

75. As part of its scheme for "subsidiarisation" of Indian branches of foreign banks the Indian Finance Minister announced, on 7 May 2012, a tax-neutral regime for such operations. The move is aimed at easing concerns of foreign banks that the conversion of their branch operations into wholly-owned subsidiaries would be subject to capital gains tax.

76. In early 2012, the Indonesian Government suspended, until 31 December 2012, the application of the MOCT Ministerial Decree No. 55 from 2008, requiring the local replication of all theatrical prints and home video titles (e.g. DVDs) released in Indonesia.

77. In March 2012, the Japanese Government submitted legislation to the Diet which would allow foreign lawyers to form professional Japanese corporations permitted to establish branch offices within Japan. Also with regard to legal services, on 23 April 2012, Singapore's Law Minister announced that a second round of Qualifying Foreign Law Practice (QFLP) licences will be awarded early next year. This licence allows foreign law firms to practice commercial law in Singapore. Currently, only six international firms hold the first set of licences issued in 2008. As announced, foreign law firms will be able to apply in the second half of 2012, with the process to be completed by early next year.

78. On 14 March 2012, the Canadian Minister of Industry announced that his Government will pass a law allowing non-Canadians to buy up to 100% of domestic wireless firms having a market

share of 10% or less. Current federal legislation restricts direct and indirect foreign investment in Canadian telecom companies to a combined total of 46.7%.

79. A new pay TV law was passed in Brazil in September 2011, aimed at promoting competition and expanding services. The law allows telecom companies to offer television services over their networks, and also eliminates the cap on foreign ownership of cable TV companies.

80. In March 2012, Fiji revised its ownership and control criteria for airline companies registered in the country in order to limit the control of QANTAS Airways over Air Pacific. The new Civil Aviation Decree (Ownership and Control of Airlines) requires that all Fijian-registered air carrier companies providing international service be under the "substantial ownership and effective control" of a citizen of Fiji. The relevant definition covers not only individuals who are citizens of Fiji, as well as the Government and State institutions, but also corporations and associations of which at least 51% of the voting interest is owned and controlled by persons who are citizens of Fiji, at least two thirds of the board of directors and any committee are citizens of Fiji, and such corporation or association is under actual and effective control of citizens of Fiji.

81. There have also been some developments regarding the supply of services through natural persons. Under a US Department of State rule promulgated in February 2012, foreign nationals may be issued L-1 (intra-corporate transfer) visas, valid for up to five years, even if that period is longer than the one in the underlying petition. The new rule permits some foreign nationals, depending on the maximum period allowed for their country of citizenship, to extend their stay without needing to undergo the sometimes lengthy visa renewal process. However, the rule does not increase the time that an L-1 visa-holder can stay in the United States. The Department of State determines the maximum validity period for the visa category on the basis of reciprocity.

82. On 25 April 2012, the Canadian Government introduced an Accelerated Labour Market Opinion (A-LMO) process for qualifying employers sponsoring higher-skilled foreign workers. Under the new process, a LMO will be issued within 10 business days of filing. To benefit from faster processing, employers must consent to have their LMOs audited. A-LMOs are available for managerial, professional and technical positions that usually require a college or university degree or comparable technical training.

83. A new law passed by the Federal Government in Germany in December 2011 simplifies and standardizes the process for foreign professionals to have their qualifications recognized. Under the new law, the Professional Qualifications Assessment Act, individuals will be entitled to apply for recognition of their qualifications regardless of their citizenship or where they obtained their qualification. New standardized assessment procedures will be introduced for non-regulated professions, based generally on the substance and quality of each specific qualification. In addition, applications will be reviewed within three months of submission.

84. In the United Kingdom, the annual cap on Tier 2 non-EU skilled workers will remain at the current level of 20,700 for the 2012-13 and 2013-14 periods. However, as from 14 June 2012, the minimum skill level for a Tier 2 occupation will increase, with the result that 27 occupations will no longer qualify for the category.

85. On 1 May 2012, Switzerland temporarily re-introduced a quota of 2,000 B-type permits for nationals of the Czech Republic, Estonia, Hungary, Latvia, Lithuania, Poland, Slovenia and Slovakia, down from the 6,000 permits granted in 2011.

86. As part of the implementation of the Dominican Republic's new immigration law, as of 1 June 2012, foreign temporary workers will no longer be able to enter the country as business visitors and apply for a temporary residence permit after arrival. Rather, they will have to obtain a residence visa from a Dominican consular post before entering the country. However, the new law increases the

admission period for business visitors to 60 days, up from the current 30-day limit, with the possibility of extensions of up to a further 60 days.

87. The Government of Singapore has announced a 5% reduction in the number of temporary foreign workers that can be employed by companies holding S Pass (for skilled foreigners who earn at least S\$2,000 monthly) and work permits (for skilled and unskilled foreigners who earn less than S\$2,000 monthly). Specifically, S Pass employers will be limited to 20% foreign temporary workers, and limits in the work permit category will be 45% for service sector companies. The reduced ratios take effect on 1 July 2012.

III. GOVERNMENT SUPPORT MEASURES

A. NEW MEASURES

88. During the review period, a number of government support measures were implemented by some Members. Compared with the previous period reviewed, the number of new specific support measures is broadly unchanged (Annex 2). These measures were mainly in the form of guarantee and rescue aid schemes, and export credits. Export financing schemes in some economies have also been renewed and expanded, in most cases to help domestic industries sustain and enlarge their exports.

89. The regular monitoring of government support continues to be a challenge because of difficulties in obtaining relevant information. Only eight delegations volunteered information on this type of measure for the preparation of this Report.

90. In the area of public procurement, some governments have expressed their wish to help domestic industries, in particular SMEs, through preferences and special considerations, such as "indigenous content" in the granting of public contracts. Other governments are in the process of reviewing their legislation with a view to modernizing it and strengthening reciprocal treatment and certain restrictive provisions such as buy-national considerations. Some economies are also using local-content requirements with a view to assisting domestic industries in a variety of sectors, such as telecommunications. These actions may send the wrong signals and ignite protectionist sentiments and maybe retaliation. Moreover, in the context of high public debt, it would seem contradictory for governments to deny themselves a means of controlling spending through cheaper foreign bidding.

91. There have been press reports about a perceived emerging trend in state intervention to stimulate specific domestic production in some countries. Also, multi-year development plans in some economies entail the identification of key industries and the ensuing industry support for development. No detailed information was available to analyse in depth the specific actions or programmes envisaged.

92. Several countries have expressed concerns about the trade restrictive and distortionary impact of government programmes and traditional domestic support measures pre-dating the global crisis that provide assistance to specific industries, including through the granting of higher levels of subsidies, even if they are within permissible levels under the WTO. Apart from the fiscal stimulus and accommodative monetary policies put in place in the context of the global crisis, other programmes that existed before the onset of the crisis still provide domestic support to some sectors in some countries. An attempt was made to capture the main trends in government support over the past years, in particular in agriculture (see next section).

B. AGRICULTURAL SUPPORT

93. Under the WTO's Agreement on Agriculture, the commitments made by Members on government measures affecting agriculture are grouped into three categories: market access; domestic support; and export competition:

- Market access measures include tariffs, tariff quotas, and other border measures. Such measures directly affect imports and can raise domestic prices and result in a transfer from consumers to agricultural producers;
- Domestic support measures include not only budgetary outlays to support agriculture but also market price support schemes (such as official purchase and storage programmes designed to raise domestic prices), low-interest loans to producers or processors, and low-cost insurance schemes; and
- Export competition measures could include the actions of state-trading enterprises, and officially supported export credit schemes, as well as export subsidies. Export competition measures also cover more than budgetary outlays and include disposal abroad of government stocks, transport, freight and marketing subsidies, and the value of support arising from other government actions that assist exports.

94. Governments may also take measures that lead to transfers from agricultural producers to other sectors, such as maximum price orders or other price-based measures that reduce market prices, or export taxes or restrictions that prohibit or limit exports and can lower domestic prices.

95. The many different forms of support used in different countries means that calculations of the value of support can vary considerably depending on the methodology used. There have been many attempts to develop standard methodologies and all methods have some shortcomings. Furthermore, in some cases, the value of support may depend on measures taken in different categories, for example: a minimum price programme could require a high tariff to prevent imports from undermining the minimum price, a government purchase programme to restrict domestic supply, and an export subsidy scheme to dispose of the stocks acquired. In other cases, a government may be able to maintain high domestic prices compared to international prices without actually having a specified minimum price, by using tariffs to increase the price of imports and using production quotas to restrict domestic production.

1. WTO Agreement on Agriculture

96. Under the WTO Agreement on Agriculture, support and protection for agriculture is subject to a variety of disciplines, including in the areas of market access, domestic support, export competition, and export prohibitions and restrictions. Through Article 18 of the Agreement, Members are required to provide notifications to show compliance with their obligations under the Agreement. In addition, through information provided to the Integrated Database, Members provide data on applied tariffs.

97. Concerning domestic support, Members' notifications provide information on their support programmes under the Amber Box (Articles 6.1, 6.3 and 7.2, and Annexes 3 and 4) - including the *de minimis* provisions of Article 6.4, Blue Box (Article 6.5), Green Box (Article 6.1 and Annex 2), and certain development programmes in developing countries (Article 6.2).

98. In calculating the value of support in the Amber Box, Members are required to use the methodology set out in Annexes 3 and 4 on the Calculation of Aggregate Measurement of Support (AMS) and the Equivalent Measurement of Support, taking into account the constituent data and methodology used in the tables of supporting material provided in establishing reduction commitments (Article 1(a) and (d)). However, the methodologies used in Members' notifications can differ considerably, which makes difficult the comparison of AMS figures among Members. Furthermore, for market price support measures, the methodology set out in Annexes 3 and 4 uses the difference between the applied administered price for the year of the notification and the external reference price from the base period (1986-1988 for reduction commitments established as a result of the Uruguay Round) to derive the value of support for each unit of eligible production. The

difference between current administered prices and historic reference prices means that the measurement of support to agriculture in the notifications is not a measure of the economic value of support to producers but a calculation to show compliance with WTO commitments. Therefore, notifications to the WTO on support to agriculture may not be an accurate measurement of the value of support to producers.

2. OECD methodology to measure agricultural support

99. Another important source of data on agriculture support is the OECD. The OECD publishes an annual report that uses several indicators to show the value of support to the agriculture sector.¹² It also maintains the Producer and Consumer Support Estimates database giving details of the value of support and protection going back several years.¹³ Among the indicators of support are the Producer Support Estimate (PSE), Market Price Support (MPS), Single Commodity Transfers (SCT), and the Total Support Estimate (TSE). The methodology for calculating these indicators is different from that used to calculate the AMS and the two sets of data are not compatible or comparable. Furthermore, the methodology used by the OECD is evolving and was revised for the 2007 Monitoring and Evaluation report resulting in several changes, including the way the value of support for specific commodities was calculated.¹⁴ The countries covered by the OECD database include members of the OECD as well as Brazil, China, the Russian Federation, South Africa, and Ukraine.

100. One of the most commonly quoted indicators used by the OECD is the PSE which is defined as: "the annual monetary value of gross transfers from consumers and taxpayers to agricultural producers, measured at the farm-gate level, arising from policy measures that support agriculture, regardless of their nature, objectives or impacts on farm production or income. It includes market price support, budgetary payments and budget revenue foregone, i.e. gross transfers from consumers and taxpayers to agricultural producers arising from policy measures based on: current output, input use, area planted/animal numbers/receipts/incomes (current, non-current), and non-commodity criteria."¹⁵ Thus, the PSE includes the value of support provided by market access measures (such as tariffs and tariff quotas), as well as input subsidies, budgetary payments to producers that are linked to current parameters (such as area planted, animal numbers or receipts), and income and budgetary payments that are linked to historical parameters, and export subsidies. The percentage PSE is the PSE relative to total farm receipts - that is the total value of sales at farm-gate prices plus any supports paid to agricultural producers.

101. It must be noted that the OECD's PSE and percentage PSE are not measures or indicators of trade distortion. They are measures of transfers to agricultural producers. Furthermore, some support to the agriculture sector is not included in the PSE, such as support for research and development, but the value of these other support programmes may be captured by other indicators such as the Total Support Estimate. The Producer and Consumer Support Estimates database does provide information on different types of support for each of the countries covered, as well as the data used to calculate each of these indicators, including the PSE.

102. One of the components of the PSE is market price support (MPS). In most cases, nearly all of MPS is derived from the difference between border reference prices and domestic prices, although it can also include some types of budgetary outlays which are intended to support prices. MPS captures the net effect to which border and domestic policies elevate domestic prices above international

¹² The most recent being OECD (2011), *Agriculture Policy Monitoring and Evaluation 2011: OECD Countries and Emerging Economies*, OECD Publishing.

¹³ The Producer and Consumer Support Estimates database is available from: http://www.oecd.org/document/59/0,3746,en_2649_33797_39551355_1_1_1_1,00.html [March 2012].

¹⁴ OECD (2007), *Agricultural Policies in OECD Countries Monitoring and Evaluation 2007*, OECD Publishing, pp 63-75.

¹⁵ OECD (2011), *Agriculture Policy Monitoring and Evaluation 2011: OECD Countries and Emerging Economies*, OECD Publishing, p. 75.

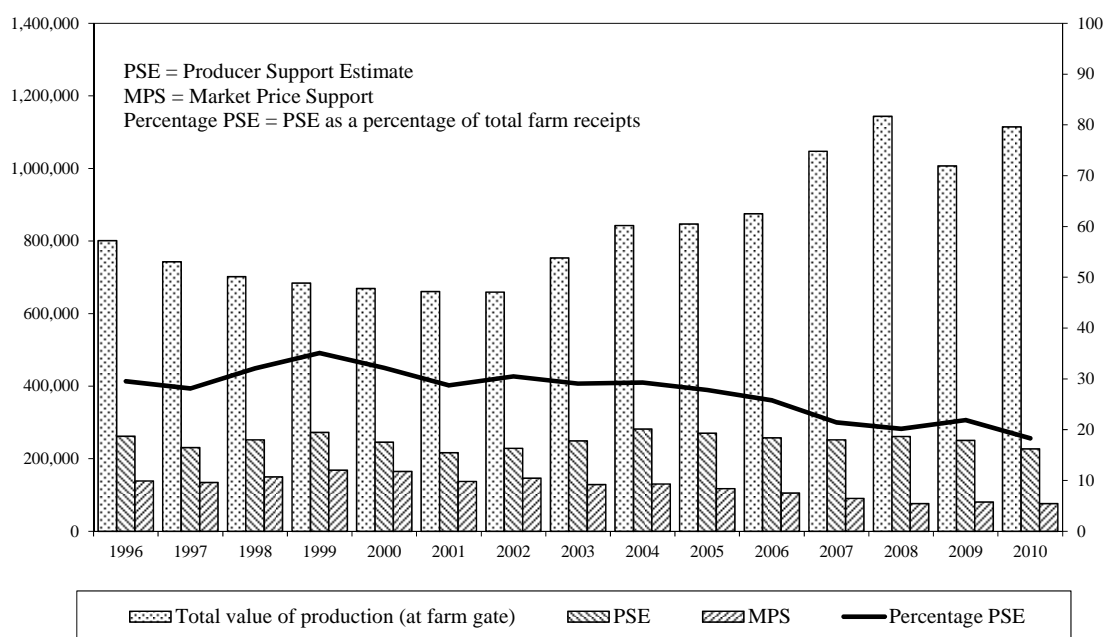
reference prices. It can be interpreted as a measure of economic opportunity costs that takes the international reference price as the benchmark.

103. The OECD's Producer and Consumer Support Estimates database provides data on OECD countries and for Brazil, China, the Russian Federation, South Africa, and Ukraine. Among the OECD countries, Chile, the Republic of Korea, Israel, Mexico, and Turkey have commitments in the WTO as developing countries while all the others (Australia, Canada, the EU, Iceland, Japan, New Zealand, Norway, Switzerland, and the United States) are developed countries.

104. For the OECD as a whole, the trend in the level of support relative to total farm receipts (the percentage PSE) has been declining since about 1999 (Chart 6). This trend has been determined mainly by the fall in market price support; one of the main reasons for the decline in market price support has been the rise in agricultural commodity prices which resulted in lower protection for domestic producers. Furthermore, many tariffs on agricultural products are specific duties or complex tariffs which include specific duties. Higher import prices reduce the *ad valorem* equivalents of these types of tariffs and, therefore, the relative protection provided by these specific duties. In addition, in some cases *ad valorem* tariffs have also been reduced in response to rising prices.

Chart 6
Support to OECD agricultural producers

(US\$ million and % of total farm receipts)



Source: WTO Secretariat based on OECD data.

105. Although the rise in international prices has led to a reduction in protection, it could also be noted that varying protection, depending on prices, also has the effect of insulating producers from international prices. Furthermore, in some countries, tariffs may be relatively low and market prices are allowed to fluctuate but producers are insulated from these fluctuations by direct payments based on the difference between these market prices and threshold prices set out in legislation. In these cases the increase in international prices may also lead to a reduction in support with little or no change to agriculture policies.

106. Another factor explaining the decline in market price support has been the reforms in some economies, such as the EU and Mexico, which have contributed to the reduction in the difference between domestic and world market prices.

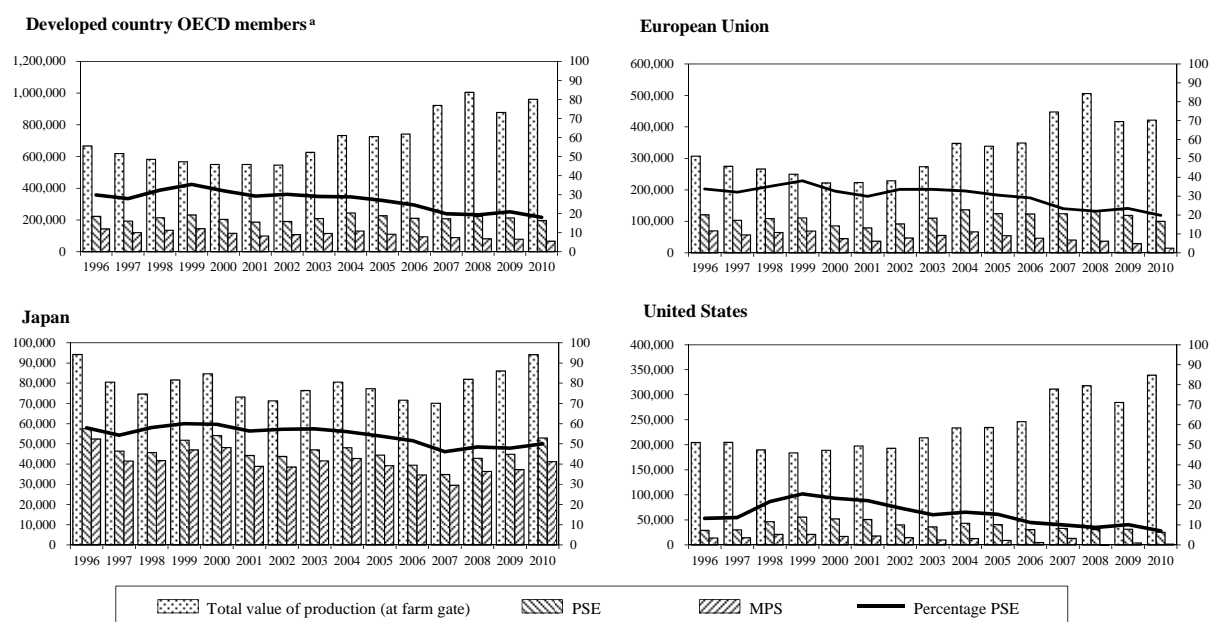
107. There are big differences in the relative and absolute amounts of support provided in different countries: Australia and New Zealand provide relatively little support to producers while in Japan and Norway over half of total farm receipts are the result of support measures. There are also big differences in the level of support provided to different products which is not captured by the average figures for the entire sector. For the OECD as a whole, the average Single Commodity Transfer for the 2008-10 period for rice was over 50% of gross farm receipts and over 20% for sugar, while other products received lower levels of support (the SCT does not include general transfers to agriculture from which producers may also benefit). Within each country, support can also vary considerably from one product to another; for example in Canada in 2010 the SCT for milk production was 60% of the value of receipts and 0% for wheat.

108. The OECD presents country-specific data in national currency terms and general data in US dollars and Euros using annual average exchange rates available from its database. In the following paragraphs and charts, support is expressed in US dollar terms although changes in support levels can be sensitive to changes in the exchange rate. However, the relative levels of support (the percentage PSE and SCT) are not affected nor do the trends in support levels across different years in different countries change significantly.

(a) Developed-country members of the OECD

109. The trend in declining levels of PSE in the OECD as a whole applies also to the developed-country members of the OECD (Chart 7). For this group, the percentage PSE declined from over one-third of total farm receipts in 1999 to less than one-fifth in 2010. The increase in the value of production means that, in absolute terms the decline in support, from over US\$231 billion to US\$197 billion, is less pronounced.

Chart 7
Developed OECD members support to agricultural producers
(US\$ million and % of total farm receipts)



^a Australia, Canada, the EU, Iceland, Japan, New Zealand, Norway, Switzerland, and the United States
Source: WTO Secretariat based on OECD data.

110. Taking the three developed-country members of the OECD with the greatest value of production (the EU, Japan, and the United States), the situation also differs from one member to another:

- Support in the EU has followed the overall trend among developed countries in the OECD as the percentage PSE almost halved to less than 20% in 2010 compared with 1999. Over the same period, the total value of agricultural production increased significantly. Therefore, the PSE in US dollar or Euro terms did not decline by the same amount and actually increased until 2003, after which it fell as reforms to the Common Agricultural Policy started to take effect. It could also be noted that the level of market price support in the EU has been declining significantly as international prices have increased and the difference between them and internal EU prices has narrowed. At the same time, direct payments to producers have increased considerably. In 2010, market price support represented only 15% of the PSE and other forms of support (mostly direct payments) represented 85% of the PSE;
- In the case of Japan, the percentage PSE has declined from nearly 60% of total farm receipts in 1999 and 2000 to 50% in 2010. However, the value of the PSE in US dollars has not changed significantly. In Yen terms, there has been a decline but it too has been relatively modest as it fell from JPY 5.9 trillion in 1999 and 2000 to nearly JPY 4.6 trillion in 2010. In line with rising international prices, the market price support element of the PSE has declined more significantly, while direct payments to producers has increased;
- The PSE in the United States has followed the overall trend among developed countries in the OECD and declined in both relative and absolute terms. With some exceptions, such as the dairy and sugar sectors, tariffs on agricultural products in the United States are not high. Therefore, market price support has normally been low relative to most other OECD countries. Rising international prices have reduced market price support still further. In addition, for the main commodities, direct payments to producers under marketing loans and counter-cyclical payments are based on market prices and, therefore, these have also declined.

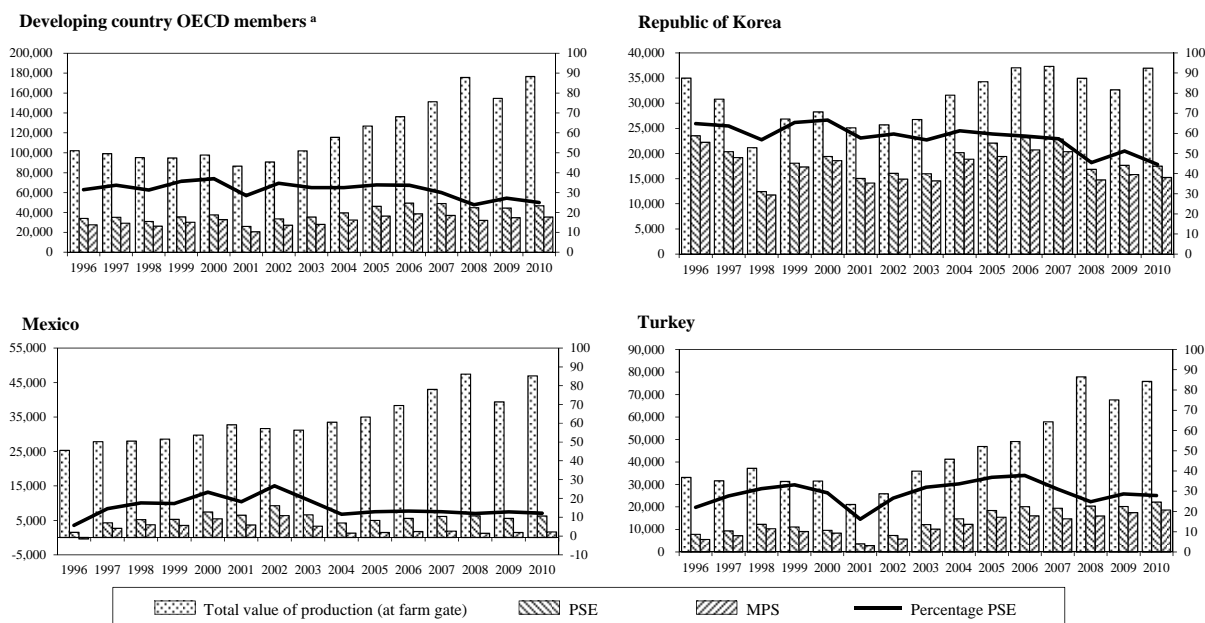
(b) Developing-country members of the OECD

111. The total value of agricultural production among the developing-country members of the OECD (Chart 8) was US\$176.6 billion in 2010, which is small compared with the value of production in the EU (US\$422 billion) or the United States (US\$339 billion). Therefore, in monetary terms, support given to agriculture in these countries tends to be much smaller than in the larger developed-country members of the OECD. However, for this group of countries, the percentage PSE (at 25%) is higher than for developed-country members of the OECD and, although this is lower than in 1999 when it was 36%, it has not declined by the same amount. In US dollar terms, the PSE increased from US\$35.6 billion in 1999 to US\$46.8 billion in 2010. There are big differences among this group of countries: the PSE for Chile is about 3% of farm receipts while the PSE for the Republic of Korea is about 45%. For the three developing-country members of the OECD with the largest agriculture sectors, the development of support over the past few years differs:

- In the Republic of Korea, the percentage PSE, has been declining since 2000. However, the value of agricultural production increased considerably between 2000 and 2007 which pushed up farm receipts and reduced the percentage PSE. In Won terms, support in 2009 was almost the same as in 1999 although it did decline in 2010. Most support is provided through market price support with big differences between domestic and international prices caused mostly by high tariffs. Furthermore, most of Korea's agricultural tariffs are either simple *ad valorem*, or the higher of a specific duty and an *ad valorem* duty, thus the amount of protection either stays the same or it can even increase with rising prices;

- The percentage PSE in Mexico declined sharply from a peak of nearly 27% in 2002 as market price support measures were reduced and, since 2004, it has remained relatively stable at about 12%. In Mexico, relatively little of the PSE is provided through market price support measures. Instead support comes through direct payments, on-farm services and investment programmes;
- In Turkey, support to agricultural producers has been quite variable. Between 1999 and 2001, the percentage PSE fell quite sharply from 33% to 16% before increasing again to nearly 38% in 2006 and then falling again to 28% in 2010. Nearly all the PSE comes from market price support due to the relatively high tariffs for agricultural goods.

Chart 8
Developing OECD members support to agricultural producers
(US\$ million and % of total farm receipts)



a Chile, Republic of Korea, Israel, Mexico, and Turkey.
Source: WTO Secretariat based on OECD data.

(c) Other countries in the OECD database

112. Among the non-OECD countries in the OECD database, the value of agricultural production tripled in the period 1999 to 2010 when it reached over US\$1 trillion (Chart 9). The PSE also increased, reaching US\$172 billion in 2010. This group of non-OECD countries have also applied negative support to agriculture in some years before, mostly from having domestic prices below world prices. Furthermore, China, the Russian Federation and Ukraine tax some commodities while subsidizing others, which can make average figures across all products difficult to interpret.

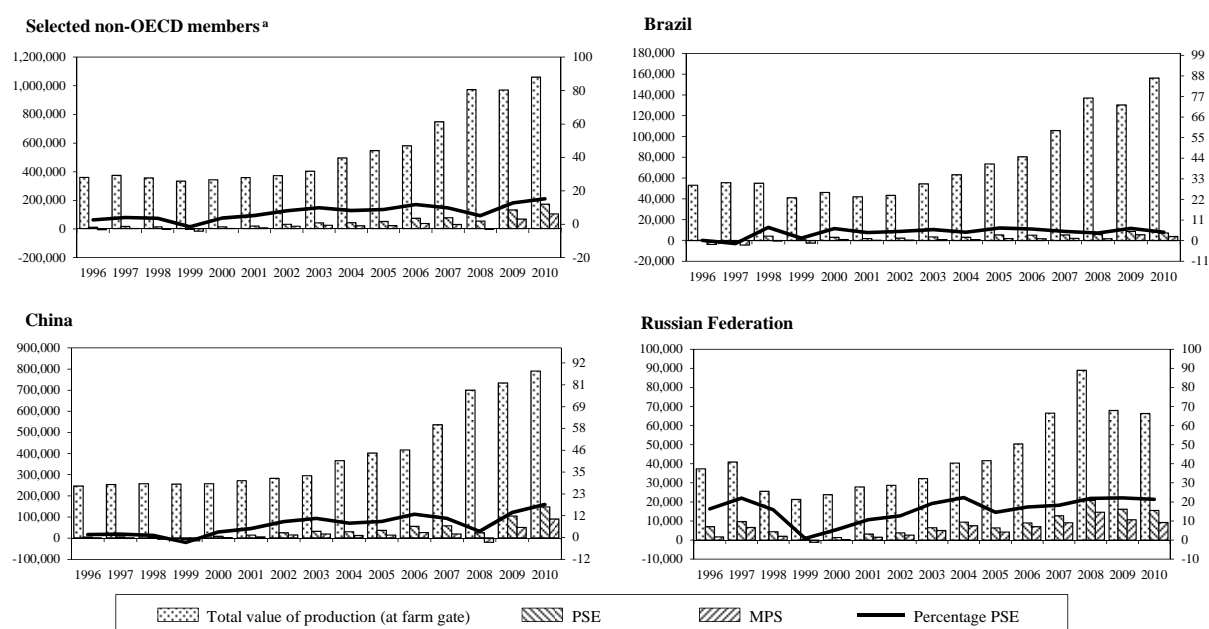
113. Throughout the 2000s, market price support has been mostly positive, except in the case of China in 2008 and Ukraine in 2007 and 2008 when market price support was again negative, reflecting lower domestic prices compared to international ones. The PSE level varies considerably from one country to another, from 2% of farm receipts in South Africa to 21% in the Russian Federation. For the three countries in this group with the highest values of production, the development of support varies, although all of them have the same trend towards higher levels of support:

- In Brazil, the percentage PSE was negative in 1997 but then increased to 7% of farm receipts in 1998 and since 2000 has been in the range of 4% to 7%. At the same time, the values for

agricultural production and total farm receipts have increased considerably (the value of support in US dollars increased, reaching US\$8.7 billion in 2009 before falling to US\$7.1 billion in 2010);

- China also had negative levels of support in the past but increasing direct payments to producers and input subsidies as well as rising prices, have seen the percentage PSE increase from -2.6% of farm receipts in 1999 to 17.4% in 2010. As the value of agricultural production and farm receipts have increased over the same period, the US dollar value of support has also increased, reaching US\$147 billion in 2010 compared to the total value of production which was US\$799 billion;
- Support to agricultural producers in the Russian Federation has also increased since 1999 when the percentage PSE was 1% of the value of farm receipts to stabilise at just over 20% for 2008, 2009 and 2010.

Chart 9
Selected non-OECD members support to agricultural producers
(US\$ million and % of total farm receipts)



^a Brazil, China, Russian Federation, South Africa, and the Ukraine.
Source: WTO Secretariat based on OECD data.

3. Trade distortions

114. As stated above, the PSE is not a measure of trade or production distortion. Although the precise extent to which different policies can affect trade and production is hard to quantify, it has been shown that some types of support, such as support for inputs, have a greater effect than others, such as area-based payments. Furthermore, in each country the level of support and the policies leading to that support vary from one product to another.¹⁶

¹⁶ An assessment of the trade and production effect of different policies can be found in a number of articles by the OECD: OECD (2006), *Decoupling: Policy Implications*, AGR/CA/APM(2005)22/Final, Paris; OECD (2002), *Agricultural Policies in OECD Countries: A Positive Reform Agenda*, OECD Publishing; OECD (2007), *OECD Economic Surveys: European Union*, Chapter 6, OECD Publishing; OECD (2011), *Evaluation of Agricultural Policy Reforms in the United States*, OECD Publishing; OECD (2011), *Evaluation of Agricultural Policy Reforms in the European Union*, OECD Publishing; Martini, R. (2011) *Long-term trends in*

115. On-going reforms of agricultural support, such as the EU's Common Agricultural Policy and the US Farm Bill, provide an opportunity to move towards less trade-distorting policies.

C. SUPPORT IN THE INDUSTRIAL SECTOR

116. To mitigate the impact of the global financial crisis and to sustain growth, governments around the world put in place various support measures. These included macroeconomic measures such as the easing of monetary policy and across-the-board tax reductions, which were aimed at stimulating demand. Some governments also introduced border protection (increases in tariffs, introduction of quotas and import licensing) as well as behind-the-border measures. Behind-the-border government support took many forms including, *inter alia*: direct money transfers, tax concessions, assumption of contingent liabilities, infrastructure development and equity injections. All the above have trade implications.

117. A recent OECD analysis based on GTAP simulations found that border restrictions are the most distortive to trade and GDP as they directly alter market prices, thereby affecting both producers and consumers.¹⁷ Fiscal assistance to production could also distort trade. The level of distortion is dependent on how the support is structured. For example, an economy-wide corporate tax cut or concession would be the least distorting. On the other hand, support provided to particular industries or sectors, which results in increased production and displaces imports, would have an adverse impact on trade. Fiscal assistance targeting consumption, if applied in a non-restrictive manner (i.e. if it applies equally to both domestic and imported goods), should in theory enhance trade flows.

118. In cases where fiscal measures exert a "demand-pull" effect, but are linked to a local-content requirement, it will be difficult for foreign suppliers to benefit from the increased demand. A precise analysis of trade and economic effects of such measures depends on the availability of detailed information on how the measures are implemented.

119. Previous monitoring reports have focused on border measures, which are relatively easy to monitor and assess. A large proportion of behind-the-border government support, which was provided in response to the global financial crisis, was given to the banking sector. These measures have also been covered in some detail in previous reports.

120. Today's networked nature of global production and trade adds a layer of complexity to studying the effects of any behind-the-border measures. Measures that boost domestic production invariably suck in imports because of the global nature of supply chains. Such relationships call into question the simple calculus of believing that behind-the-border support to a sector or industry will boost domestic production and reduce imports, raising the possibility that an economy's manufacturing sector may stand to gain more in terms of an output increase through trade liberalisation.

121. Data availability on behind-the-border government support varies significantly across countries. In some cases, support provided in the form of cash transfers and equity injections is published as part of budgetary documents. However, support provided as tax exemptions and assumption of contingent liabilities is more difficult to ascertain. Furthermore, data disaggregated on the basis of sectors and industries are also not easily available. For example, in the case of loan guarantees provided by the government, the borrower does not pay the risk premium associated with the default risk, but instead gets the loan at the risk-free interest rate. Only if the borrower defaults would the government be asked to repay the loan.

agricultural policy impact, OECD Food, Agricultural and Fisheries Working Papers, No 45, OECD Publishing, Paris.

¹⁷ OECD (2010), *Trade and Economic Effects of Responses to the Economic Crisis*, Trade Policy Studies, Paris.

122. According to data presented in a background note by the WTO Secretariat on the financial and economic crisis and the role of the WTO, most support programmes were of a general nature, making it difficult to determine precisely which sectors or industries were benefiting from such support.¹⁸ Sectors that have been identified include the automobile sector, energy, textiles and clothing, air transport, shipping and tourism. Furthermore, assistance was also provided to small and medium enterprises and to some exporters. However, in most cases the form and amount of support remains ambiguous.

123. It is mainly developed countries, and some developing countries, that have used budgetary and other measures in their efforts to revive economic growth. Budgetary support assumes that countries providing such assistance have enough fiscal space to do so.

124. The problem raised by the data issue is two-fold. Firstly not all Members provide adequate data. Secondly, in cases where some information is provided, deciphering the support is not a straightforward matter and ambiguity relating to classification often remains. As already mentioned in a background note by the Secretariat, "assessing the trade impact of assistance measures is a complex task in view of the different forms that assistance can take and of its potential to result in different costs and benefits depending on the specifics of each situation."¹⁹

125. Even where data are provided, such as through the subsidies notifications to the WTO, it covers different time periods and differing forms of support, depending on the Member's interpretation of what constitutes a "notifiable" subsidy (Table 7).

Table 7
Subsidy notifications to the WTO

Country	2005	2007	2009	2011	Most recent year covered
Argentina	Yes	Yes	Yes	Yes	2008-2010
Australia	Yes	Yes	Yes	Yes	July2010-June2011
Brazil	Yes	Yes	Yes	Yes	2009-2010
Canada	Yes	Yes	Yes	Yes	2008-2010
China	Yes	Yes	Yes	No	2007-2008
EU	Yes	Yes	Yes	Yes	2009-2010
India	Yes	Yes	Yes	No	2008-2009
Indonesia	No	No	No	No	1995
Japan	Yes	Yes	Yes	Yes	April2009-March2010
Korea Rep. of	Yes	Yes	Yes	Yes	2009-2010
Mexico	Yes	Yes	Yes	Yes	2009-2010
Saudi Arabia	Yes	Yes	Yes	Yes	2011
South Africa	No	No	No	No	2001-2002
Turkey	Yes	Yes	Yes	Yes	2010-2011
United States	Yes	Yes	Yes	Yes	Oct2008-Sept2010

Source: WTO Secretariat based on notifications to the Subsidies Committee (G/SCM/W/546/Rev.13 of 12 April 2012).

126. In the case of EU notifications, headline numbers are available for member states. Data for the United States tend to be more comprehensive in comparison; information is made available at the federal as well as sub-federal levels, and these data are provided for specific industries as well as in respect of the measures used.

127. In the case of China, the extent of government support to industry is not clearly stated in the available official documents. For other countries, data availability falls somewhere within the broad spectrum evident in the practice of the major trading economies.

128. Furthermore, in almost all cases no evaluation of the trade impact of such support exists. The United States and Australia are exceptions and do provide analysis with respect to the trade impact of the support provided. In the case of the former, such analysis is provided through their subsidy

¹⁸ WTO document WT/TPR/OV/W/4 of 14 June 2011.

¹⁹ WTO document WT/TPR/OV/W/4 of 14 June 2011.

notification, while in the latter case it is through the Productivity Commission. However, conducting such an evaluation is a costly exercise which most countries do not undertake.

129. A particular difficulty that arises in the case of major traders relates to measures adopted in respect of export finance. It may not always be possible to assess government or official guarantees that underwrite export finance. Equally, the operations of export financing institutions that assist the overseas importers often defy a complete analysis.

130. These and similar difficulties with data preclude meaningful monitoring and analysis of behind-the-border government support measures. A proper analysis would require, at a minimum, that Members provide details of government support extended to specific industries and by specific measure. These would include: direct payments and equity injections, tax concessions, loan guarantees and export promotion measures.

IV. DEVELOPMENTS IN TRADE FINANCING

Scrutinizing the trade finance situation and supporting the low end of the market

131. The meeting of the Expert Group on Trade Finance in late 2011 clearly indicated that expectations from markets participants were on the downside both in terms of trade volumes and the availability of trade finance. Constraints specific to the financial sector include funding in US dollars for non-US financial institutions - a problem that is felt acutely by the trade and trade finance communities since trade is largely denominated in US dollars, and further pressures on liquidity and capital linked to the simultaneous implementation of Basel II and III regulatory requirements.

132. The trade finance situation has been kept under tighter scrutiny during the past six months, with frequent contacts between international organizations, professional organizations active in trade finance (the Berne Union of export credit agencies, the International Chamber of Commerce), and banks. The IMF teamed up with the International Chamber of Commerce (ICC) to survey the trade finance market at the end of 2011. The WTO and the World Bank have been active too, notably by regularly exchanging information with market participants.

133. One cause for concern was that banks with excessive balance sheet exposure could be tempted to use trade finance as a prime vector for bank deleveraging. The decision not to roll over short-term letters of credit, or similar self-liquidating trade instruments, results in an immediate reduction of banks' assets. While large companies/customers have more chance of maintaining existing lines of financing, there is a risk that deleveraging affects small and medium size enterprises.

134. At the meeting of the Expert Group on Trade Finance, held on 15 May 2012, there was a consensus among participants that the situation had been improving since the beginning of 2012, after a short but intense period of tension on liquidity and capital linked to the simultaneous implementation of Basel II and III regulatory requirements, and because of deleveraging by some European banks. The volumes of trade finance were growing slowly, but this was consistent with the slowing down in the volumes of world trade. Hence, while liquidity seemed to come back on the main routes of trade and spreads fell somewhat relative to end-2011 levels, the market remained characterized by a greater selectivity in risk-taking and flight to "quality" customers.

135. In that environment, the lower end of the market (e.g. low-income countries) was struggling to obtain affordable finance, with the smaller companies in the smaller countries most affected. With respect to conditions in different regions, the relatively easy market situation in Asia contrasted sharply with the difficult situation felt in Europe (Western and Eastern), the MENA region, and some African regions (sub-Saharan Africa, for example).

136. The adoption of WTO conclusions and recommendations in its G-20 Report to Cannes was a welcome development, allowing the WTO and its partners to move forward in addressing these gaps. A key recommendation is that trade finance facilitation programmes operated by multilateral development banks in favor of SMEs in developing countries should be strengthened where they existed, and be created where they did not yet exist, in particular in Africa. In the past year, the WTO had been stepping up its advocacy in favor of these development-oriented programmes, notably by participating in Board meetings of the Islamic Development Bank, the African Development Bank and other meetings of the World Bank's International Financial Corporation (IFC) and EBRD. Notable progress was made by the African Development Bank (AfDB) to create a permanent trade finance facilitation programme. In this process, the AfDB is also receiving technical support from the Asian Development Bank and the IFC. Continued G-20 involvement was felt necessary not only to keep the trade and development actors mobilized, but also to get the support of finance ministries, which were represented at the Boards of MDBs.

Improving the data and information available on trade finance

137. In the conclusion of the G-20 Development Working Group in Cannes, G-20 members had also asked for efforts to improve data collection on trade finance to be increased. International statistics on trade finance are insufficient in quality and quantity, not least because relevant statistical institutions are not able to collect them. Currently, the only regular source of data emanates from the Berne Union, whose dataset used to feed the databases of the OECD and the BIS, two of the main institutions which, along with the IMF, are responsible for collecting trade finance data.

138. Apart from the Berne Union, there are a number of initiatives under way to aggregate data directly from private sector organizations. One initiative is the establishment of a registry of individual short-term trade transactions by the ICC. The current matrix of data contains more than 5.5 million transactions. These data are, however, protected by copyright and confidentiality agreements, and their prime purpose is to be used by regulatory authorities for prudential reasons, to assess the safety of trade finance transactions. At the Expert Group meeting on 15 May 2012, there was a consensus that the current ICC registry containing short-term trade finance data should be enlarged to cover long-term data. The integrity and confidentiality of such data has to be preserved, to maintain the incentive of banks to collect it.

Prudential issues affecting trade

139. With respect to regulatory matters under the Basel framework, there was a consensus that progress on Basel II issues, announced by the Basel Committee on Banking Supervision before the G-20 Summit in Cannes, was beneficial from a development perspective, and that the dialogue with the Basel Committee should be pursued on elements of Basel III regulation to be prioritized. It was important to insist on the development impact of the trade finance industry (contributing to the expansion of trade and hence economic growth), its low risk character (trade finance being safer than major sovereign risks at the present moment), and the absence of leverage (one-to-one relationship with the transaction on merchandise). The industry needs to collect information demonstrating the safe and sound character of its activity. There is great interest in the adoption by the European Parliament of the trade finance provisions implementing Basel II and III rules at the European level, particularly in the field of trade finance. Under these rules, the one-year maturity floor would be waived for all short-term trade finance instruments, and the credit conversion factor for the calculation of the leverage ratio would not be a flat rate of 100%, but only 20% and 50% depending on products.

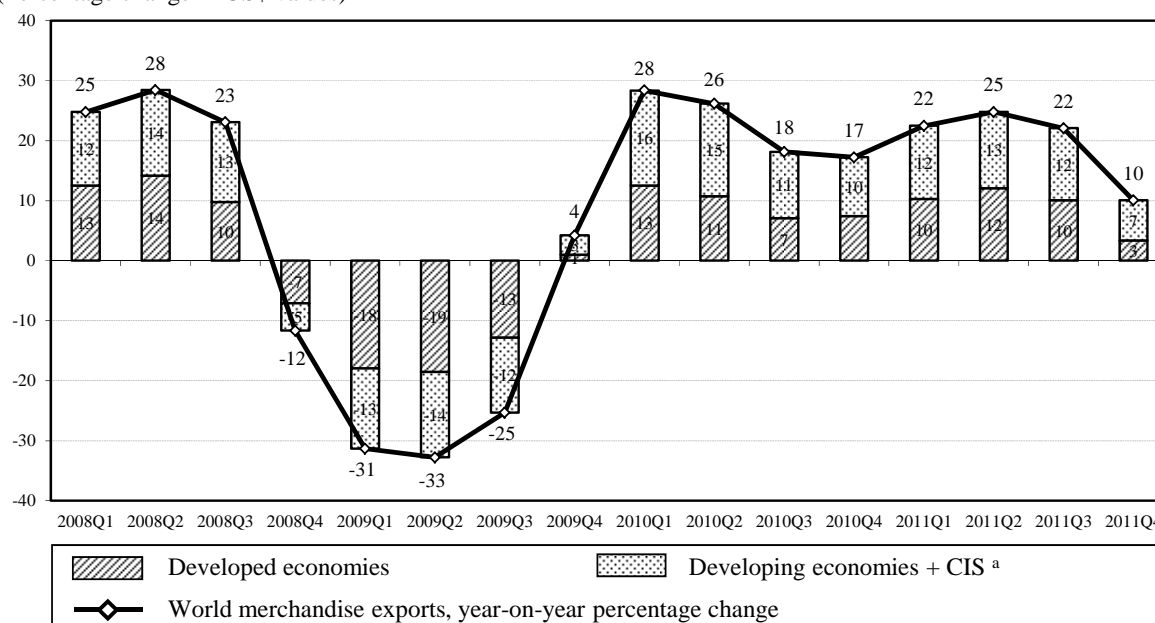
V. TRADE AND SELECTED ECONOMIC TRENDS

140. World trade and output has grown more slowly than expected since the last report on trade measures was issued in November 2011. The principal cause of the slowdown is the European sovereign debt crisis, which continues to weigh heavily on global economic activity. Weaker demand

for imported goods on the part of the European Union has taken a toll on exports from developing economies, including Brazil, South Africa and even China. At the same time, developed economies appear to be diverging, with some sinking back into recession and others recording modest but sustained growth. Output has contracted recently in highly-indebted European countries (e.g. Italy, Spain, and especially Greece) while other developed economies have seen their economic prospects improve. This divergence is most evident when comparing the recent economic performance of the United States with that of the European Union. Output and employment have both risen modestly in the United States while they have stagnated or contracted in the EU. Japan's economy has recently shown signs of improvement, with indices of leading indicators from the OECD pointing to faster growth in coming months. However, China's economy has decelerated as a result of falling external demand for its exports and reduced investment expenditure at home. Which of these trends exerts the greatest influence on global demand in the coming months may determine the trajectory of trade in the remainder of 2012.

141. International trade appears to have been negatively affected by the increased level of financial instability in recent months, particularly during the fourth quarter of 2011 as the sovereign debt crisis deepened. This is illustrated by Chart 10, which shows the contribution of developed and developing economies to growth in world merchandise exports. Year-on-year growth in the dollar value of world merchandise exports fell from 22% in 2011Q3 to 10% in 2011Q4, with developed economies contributing less than one third of the increase, compared to nearly one-half (46%) in 2011Q3.

Chart 10
Contributions to year-on-year growth in world merchandise exports, 2008Q1 - 2011Q4
(Percentage change in US\$ values)



a Includes significant re-exports.

Note Due to scarce data availability, Africa and Middle East regional totals are under-represented by about 5% and 10% respectively.

Source: WTO Secretariat estimates, based on data compiled from IMF International Financial Statistics; Eurostat Comext Database; Global Trade Atlas; and national statistics.

142. Since world output is expected to grow more slowly in 2012 than in 2011, the WTO anticipates a slower expansion in merchandise trade as well. The WTO's latest trade forecast, which was released on 12 April 2012, foresees a 3.7% growth in the volume of world exports in 2012, down from the 5.0% rate of 2011. Exports of developed economies are expected to grow 2.0% this year

following an expansion of 4.7% in 2011. Meanwhile, exports of developing economies (including the Commonwealth of Independent States) should increase by 5.6% in 2012, very close to their 5.4% growth rate in 2011. The volume of developed economies' imports should only increase by 1.9% in 2012, down from 2.8% in 2011. Developing economies' imports should grow by 6.2% this year, compared with 7.9% in 2011.

Merchandise trade volumes

143. Estimates of world merchandise trade in volume terms, as provided by the Netherlands Bureau for Economic Policy Analysis (CPB) through March 2012, are shown in Chart 11. The volume of world trade (average of exports and imports) fell 0.2% in the latest month, after stagnating in February at 0.0% (recently revised upwards from -0.3%). Although exports of advanced economies rose 0.3% in March, shipments from the United States and Japan grew at a faster pace (2.9% and 1.9%, respectively), while those emanating from within the euro area lagged behind (0.2%). Export growth for emerging and developing economies was negative in March at -0.8%, and almost the same, -0.9%, for Asian developing economies (including China).

144. Imports of advanced economies rose 0.4% in the latest month. Strong growth of 4.4% in the United States and 3.8% in Japan was cancelled out by a -2.0% decline in the euro area. Meanwhile, imports of emerging and developing economies fell 0.5%, led by Latin America (-2.7%), Central and Eastern Europe (-1.5%), and Africa/Middle East (-1.4 %). Imports of developing Asian economies (including China) were up only slightly (0.5%) in March.

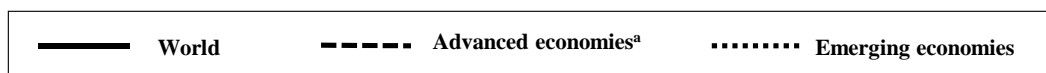
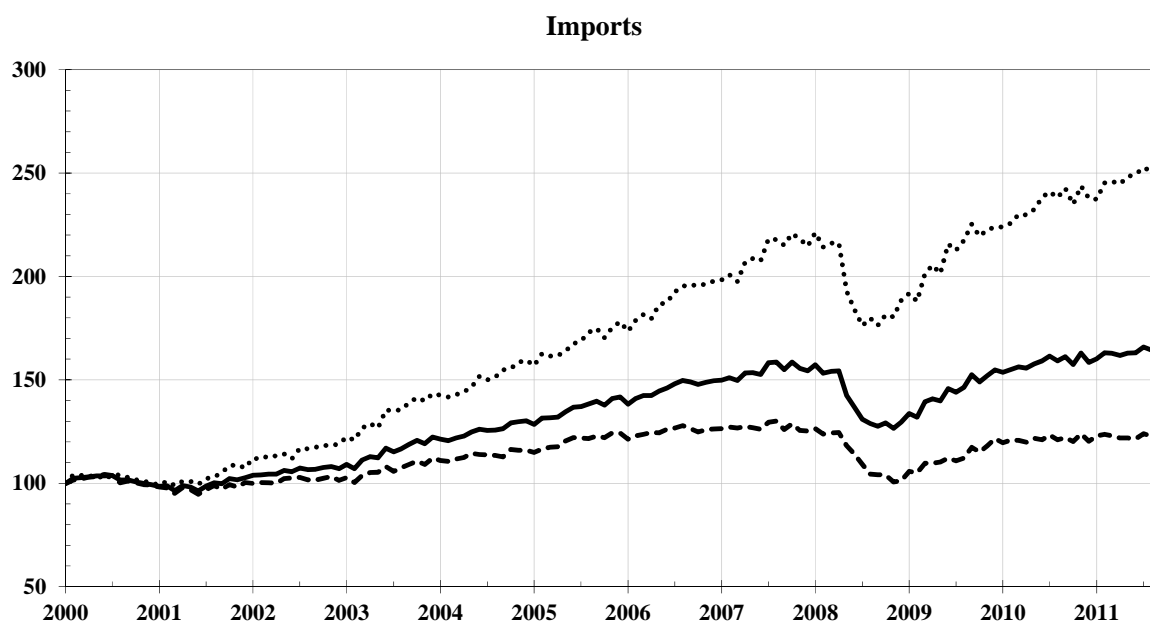
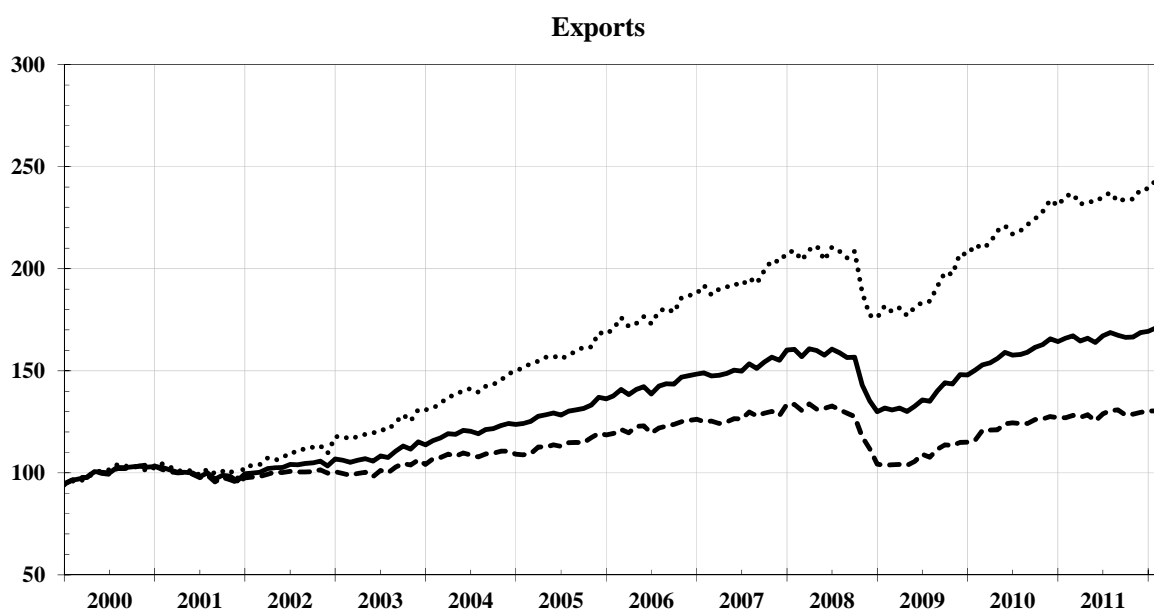
145. Growth in the volume of world trade for the year to date (i.e. January-March 2012 compared to January-March 2011) was 2.7%, which is lower than the WTO's forecast of 3.7% for 2012. However, the WTO's forecast assumed that trade growth would pick up in the second half of the year, and the lacklustre results in 2011Q4 will certainly lower the baseline for annual figures when they eventually become available, so the CPB estimate can be seen as roughly in line with the WTO's projection. Initial CPB values are volatile and subject to revision, so a measure of "momentum", defined as the growth rate of the last three months over the previous three months, is sometimes preferable. Momentum increased to 1.4% in March from 1.1% in February and from 0.4% in December, which suggests that the most recent period of financial distress associated with the sovereign debt crisis had only a temporary negative impact on trade flows. This would not necessarily be the case should the crisis take another turn for the worse.

146. Trade volume figures are deflated to remove the influence of export and import prices, including commodity prices and exchange rates. Energy prices have recorded a strong 11% increase since last October while metals and food have increased by 1% and 5%, respectively. The strength of primary commodity prices over time helps to explain why year-on-year growth rates for import volumes in commodity exporting regions were above the world average in the first quarter of this year, since higher prices boost export earnings and allow countries to purchase more from abroad. World import growth averaged 2.6% in Q1, but bigger increases have been seen in Central and Eastern Europe²⁰ (4.8%), Africa/Middle East (5.1%) and Latin America (7.2%).

²⁰ This estimate includes the Russian Federation.

Chart 11
Volume of monthly exports and imports, January 2000 - March 2012

(Indices, 2000 = 100)



^a OECD excluding Turkey, Mexico, the Republic of Korea, and Central European countries.

Source: CPB Netherlands Bureau for Economic Policy Analysis.

Merchandise trade values

147. Chart 12 shows merchandise exports and imports of selected economies in billion current US dollars (not seasonally adjusted) from January 2008 to April 2012. Most countries are shown through March except for Brazil, China, Chinese Taipei, Japan, Republic of Korea and Singapore, which have already reported merchandise trade values for April.

148. Exports and imports of the United States grew relatively strongly in March, although the pace of growth was lower than in previous months. The United States recorded a 6% year-on-year increase in the dollar values of its exports, down from 13% in February. Imports also rose 6% in March after advancing 10% in the previous month. The European Union's exports to the rest of the world were nearly unchanged from a year ago (up just 1% from March 2011), while imports were lower (down 2%). Trade flows of individual EU member states, including intra-EU trade, declined more sharply in March. Germany's exports and imports dropped 5% and 3%, respectively, from a year earlier, while French exports and imports were down 4% and 7%. Spain experienced strong contractions in both exports (-15%) and imports (-20%).

149. Year-on-year growth in China's exports was just 5% in April. By comparison, export growth averaged 17% over the previous 12 months. China also had zero per cent growth in its imports in April after averaging 20% growth for the 12 months ending in March. Brazil's exports were down 3% year on year in April. Imports performed slightly better, with 2% (positive) growth, but the average over the 12 months ending in March was much higher, at 22%. In contrast, Japan's trade accelerated, as export growth jumped to 11% in April from 5% in March and import growth advanced to 11% from 10%.

Chart 12
Monthly merchandise exports and imports of selected economies, July 2008 - April 2012

(US\$ billion)

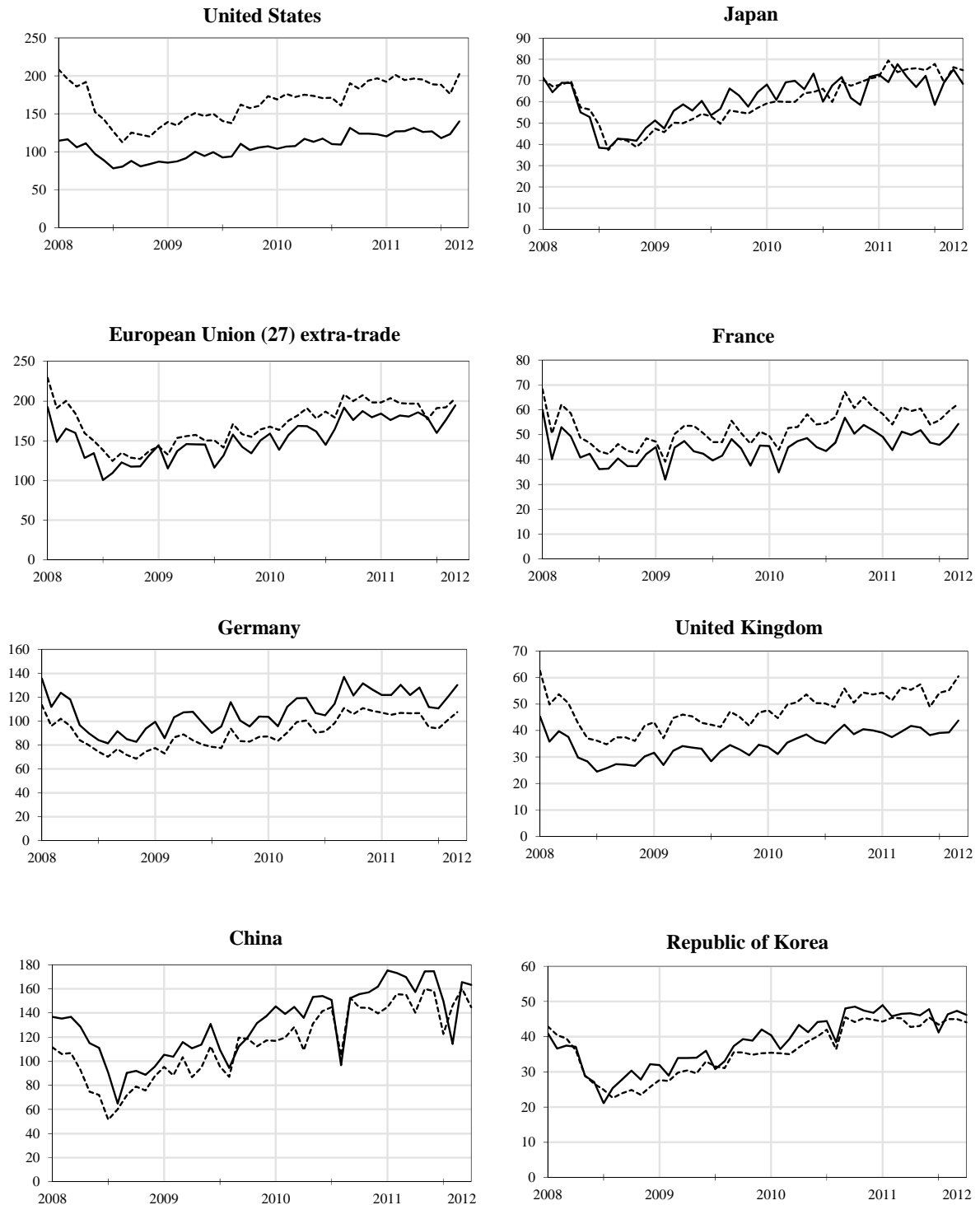


Chart 12 (continued)

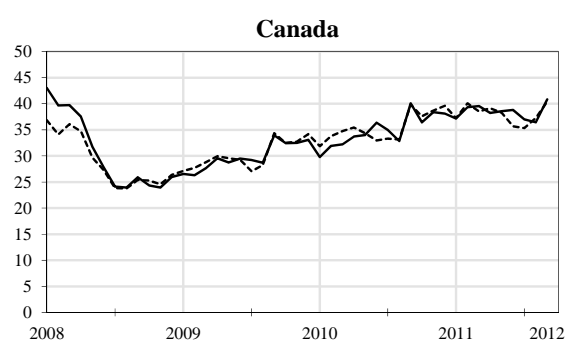
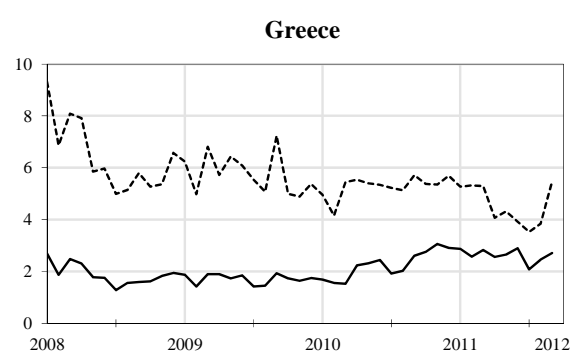
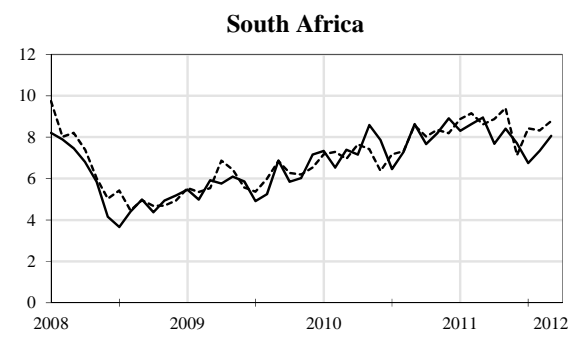
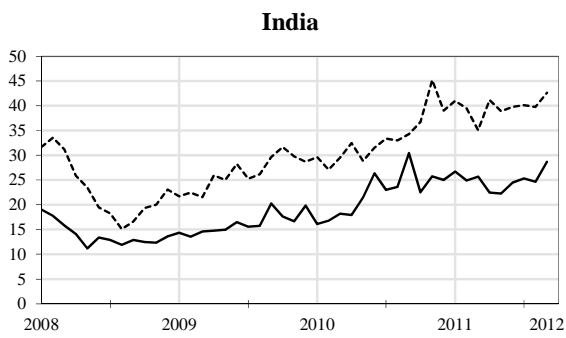
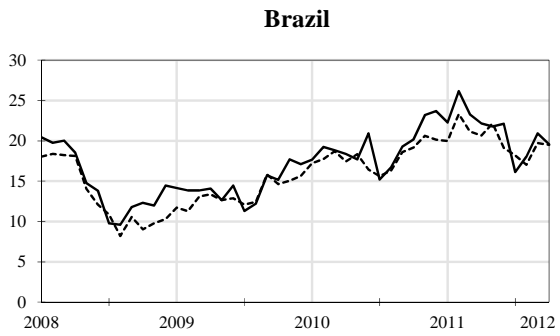
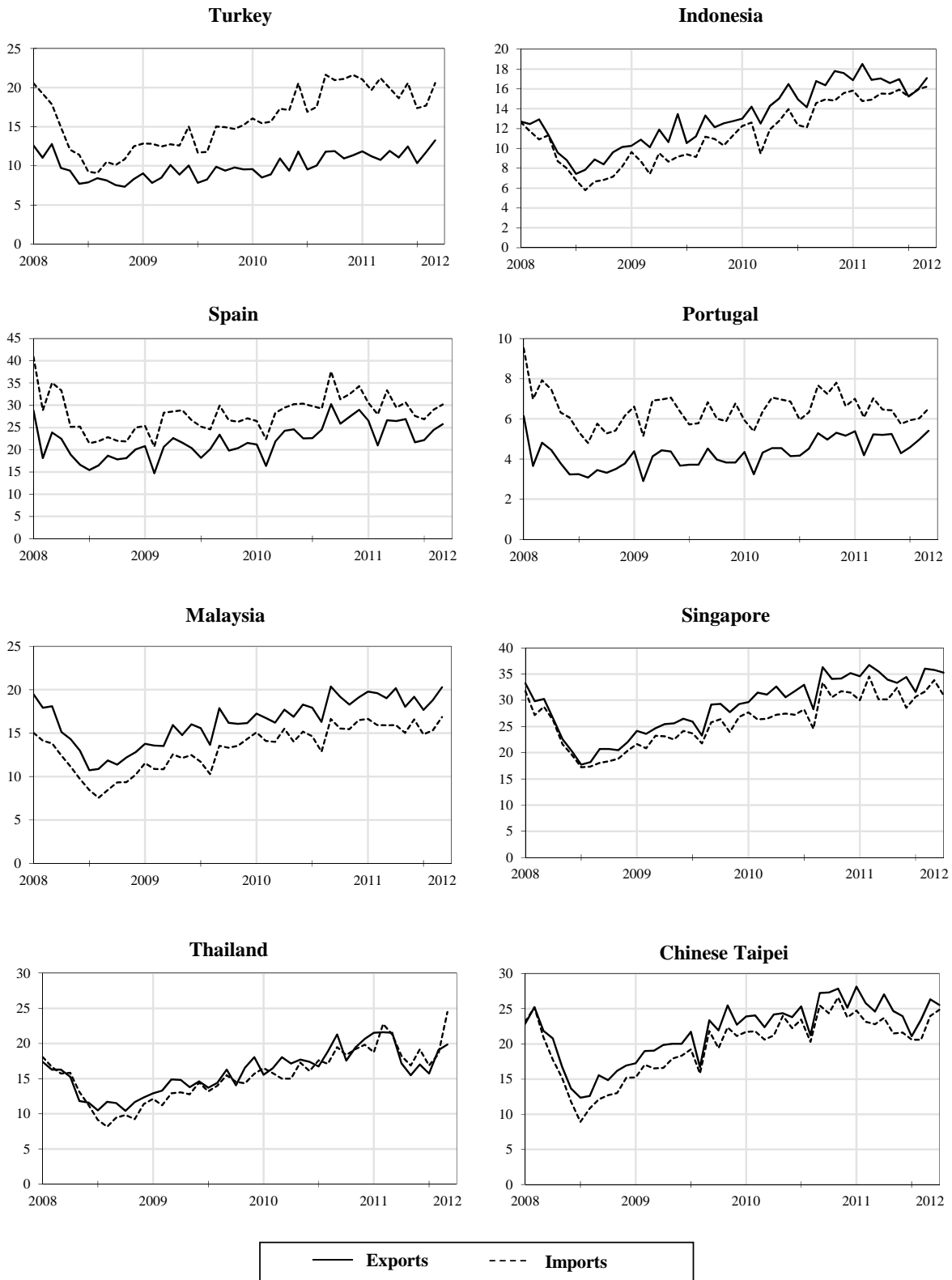


Chart 12 (continued)



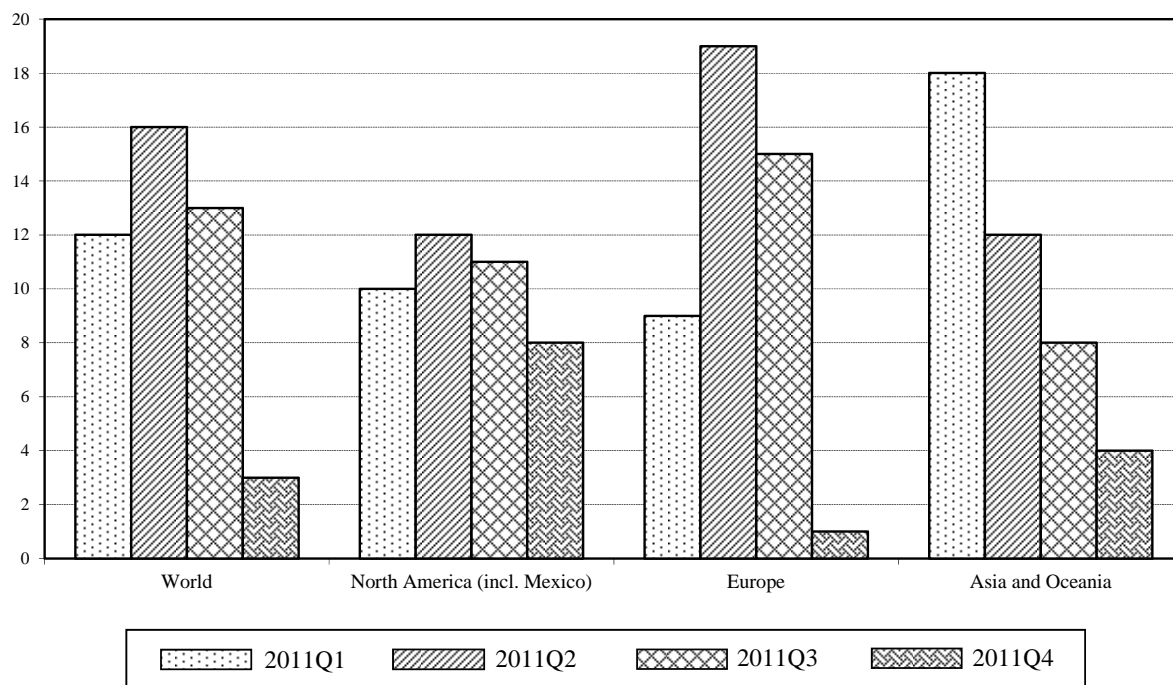
Source: IMF, International Financial Statistics; GTIS; GTA database; national statistics.

Trade in commercial services

150. The availability of statistics on international trade in services is limited, compared with trade in goods. However, new quarterly figures jointly prepared by the WTO and UNCTAD, show a slowdown in services trade coinciding with the worsening sovereign debt crisis, similar to that observed for merchandise trade.

151. Chart 13 shows year-on-year growth in the dollar value of commercial services exports for the world and for selected regions, as estimated by the WTO and UNCTAD on the basis of the available data for individual countries. Global export growth fell to 3% in 2011Q4 from 13% in the 2011Q3. Europe led the decline with export growth of just 1% in the fourth quarter, down from 15% in the third, but North America and Asia also slowed towards the end of the year.

Chart 13
World exports of commercial services by selected region. 2011Q1 - 2011Q4
(Year-on-year percentage change)



Source: WTO/UNCTAD.

152. Exports and imports of developed economies mostly grew slowly or stagnated in 2011Q4, but Japan's fourth quarter exports declined by 3%. Both the Russian Federation and Brazil recorded double-digit export growth in Q4 (21% and 10%, respectively), but China's exports declined by 1% after having grown 26% as recently as in 2011Q1. On the import side, all three countries still managed double-digit growth (11% for Brazil, 18% for China, and 24% for the Russian Federation).

153. Quarterly estimates for world trade in commercial services are not yet available for the first quarter of 2012, but monthly figures point to continued contraction or stagnation for the EU and Japan on both exports and imports. However, exports and imports of the United States both appear to have grown about 10% year-on-year.

Output and employment

154. Recent data on GDP growth and unemployment rates for selected economies are presented in Chart 14. Economic activity in the European Union stagnated in the first quarter of 2012 and the overall EU unemployment rate increased to 10.2%. Economic conditions in the United States have been trending in a more positive direction. The country's rate of unemployment is also declining slowly but steadily. China's rate of GDP growth has slowed significantly recently. The European Union is China's largest trading partner, so any reduction in demand for goods in the former is bound to have a negative impact on exports and production in the latter. However, despite a slower pace of growth compared to its recent past, China's growth remains impressive compared with most countries in the world.

Chart 14
GDP growth and unemployment rates of selected economies, 2008Q1 - 2012Q1
(Annualized percentage change over previous quarter and percentage of labour force)

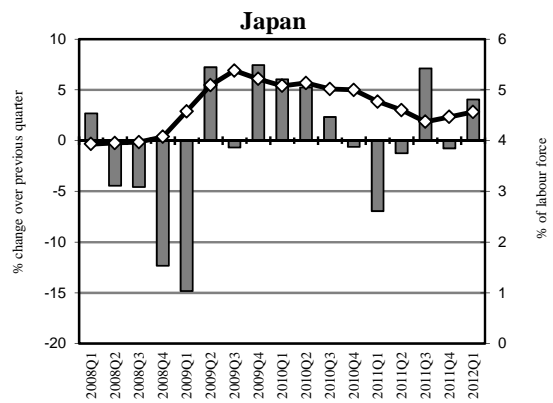
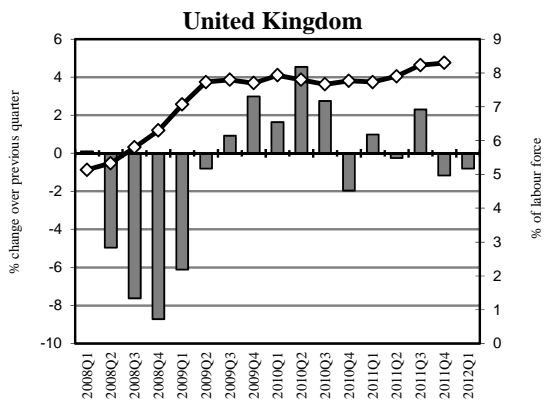
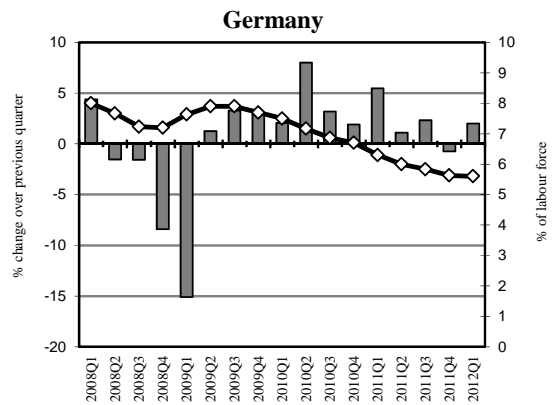
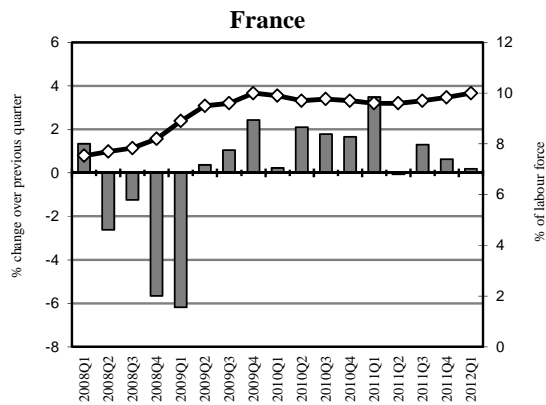
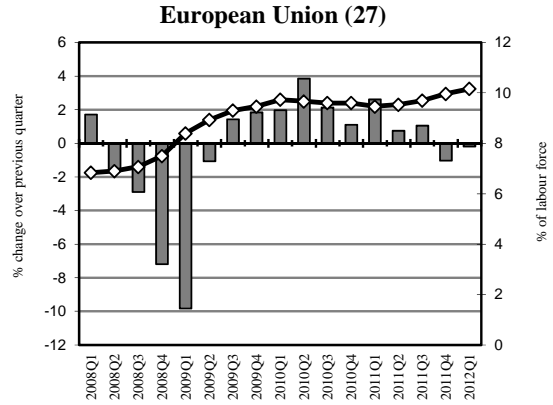
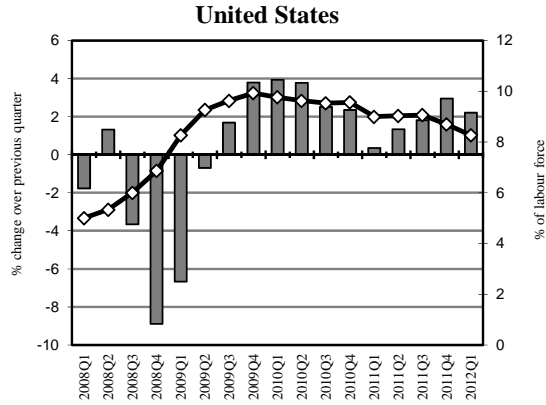
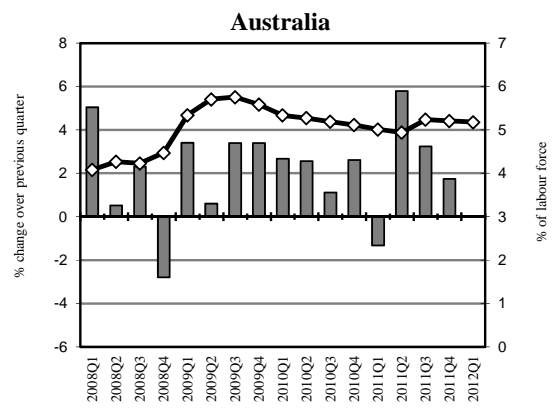
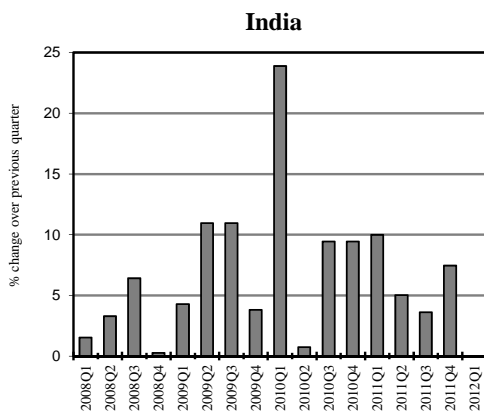
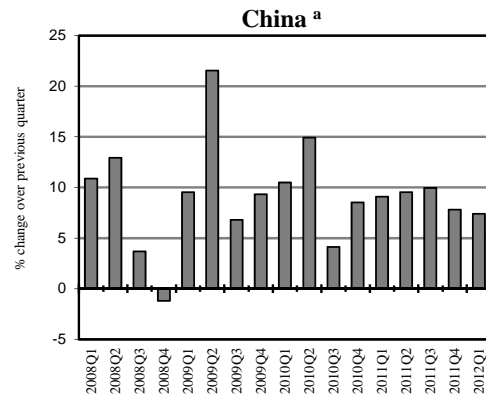
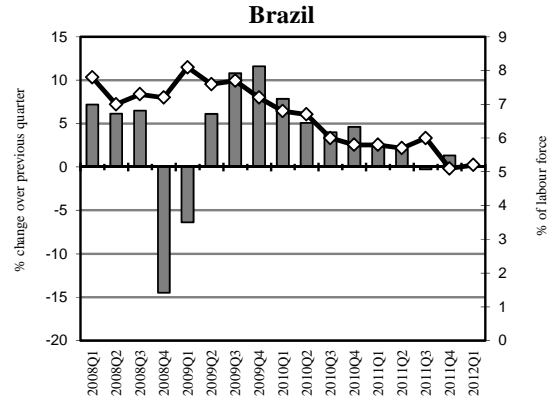
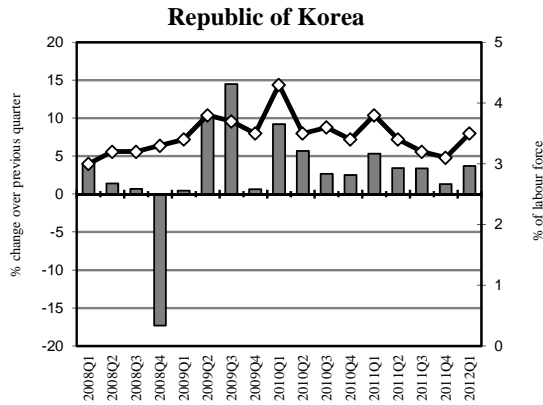
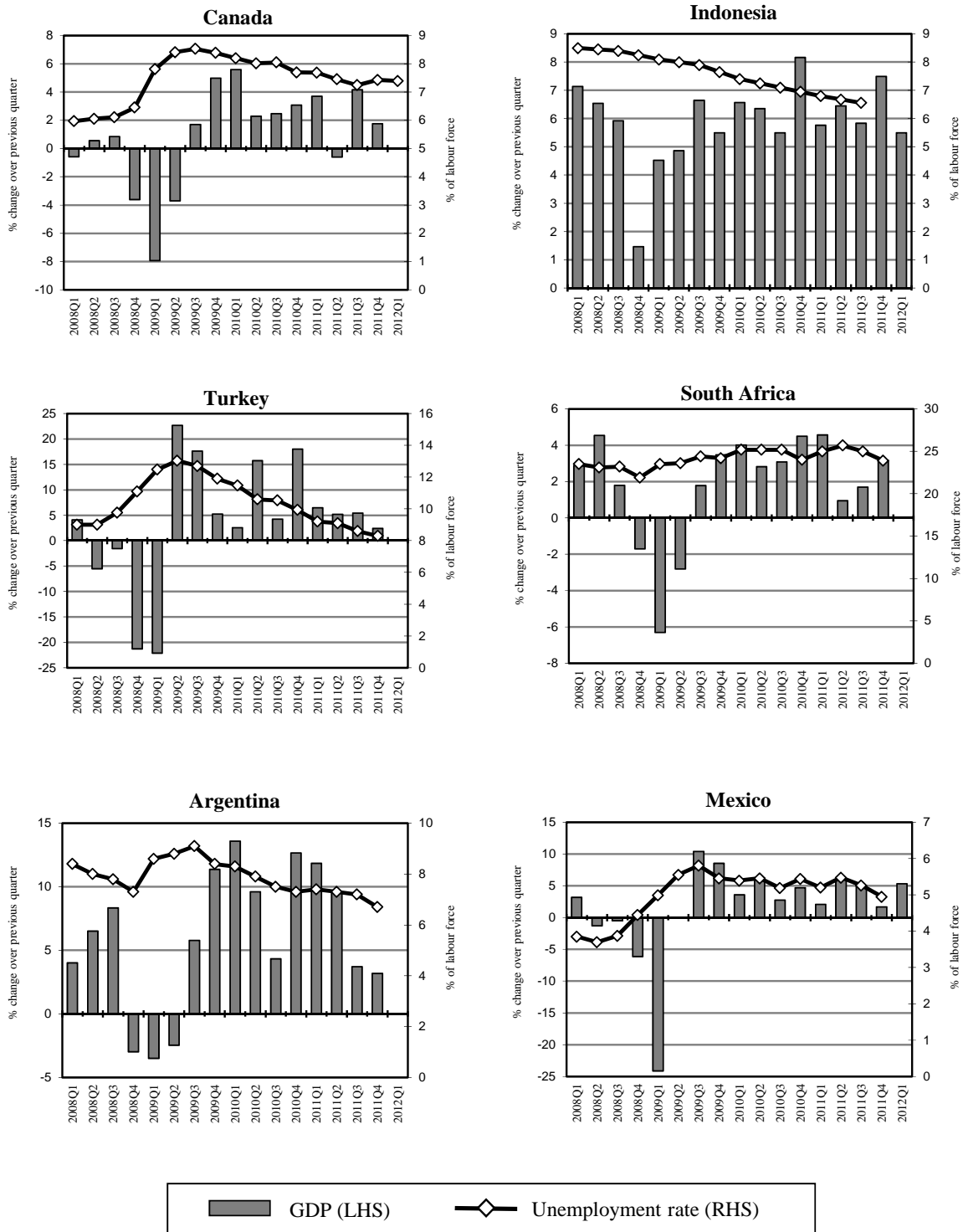


Chart 14 (continued)



^a Quarter-on-quarter GDP growth estimated by WTO based on year-on-year changes reported by China's National Bureau of Statistics through 2010Q4.

Chart 14 (continued)



Note: All data are seasonally adjusted except for the unemployment rate of Indonesia. Unemployment rates of EU countries are harmonized rates.

Source: Organisation for Economic Cooperation and Development (OECD) and National Statistics.

Annex 1

Trade and trade-related measures¹
Mid October 2011 - mid May 2012

VERIFIED INFORMATION

Country/ Member State	Measure	Source/Date	Status
Argentina	Updated list of "criterion values" (<i>valores criterio de carácter precautorio</i>) for imports of certain products, i.e. woven fabrics of cotton (NCM 5208.11.00; 5208.12.00; 5208.21.00; 5208.22.00; 5208.31.00; 5208.32.00; 5208.33.00; 5208.39.00; 5208.42.00; 5208.51.00; 5208.52.00; 5208.59.10; 5208.59.90); tube or pipe fittings of iron or steel (NCM 7307.19.20; 7307.93.00); certain tubes, pipes and hollow profiles (for example, open seam or welded, riveted or similarly closed), of iron or steel (NCM 7306.40.00; 7306.61.00; 7306.69.00; 7306.90.10; 7306.90.20; 7306.90.90); and machinery for the preparation of meat or poultry (NCM 8438.50.00), from specific origins	Administración Federal de Ingresos Públicos - Resoluciones Generales Nos. 3195, 3198, 3200, and 3203 (October 2011)	
Argentina	Reintroduction of repatriation requirements on all proceeds of exports of crude oil, gas and mining	Decreto 1722/2011 (25 October 2011)	
Argentina	Updated list of "reference values" (<i>valores referenciales de carácter preventivo</i>) for exports of milk and cream in powder, concentrated or containing added sugar or other sweetening matter (NCM 0402.21.10; 1901.90.90), for certain specified destinations	Resolución General AFIP No. 3223 (17 November 2011)	
Argentina	Updated list of "criterion values" (<i>valores criterio de carácter precautorio</i>) for imports of a variety of products, i.e. plastic bottle caps (NCM 3923.50); tableware and kitchenware (NCM 3924.10.00); plastic and metal boxes (NCM 3926.90; 7326.90; 7616.99); suitcases, backpacks and bags (NCM 4202.12; 4202.32; 4202.92; 4202.99); plywood (NCM 4409.10; 4409.21; 4409.29; 4411.92; 4412.31; 4412.32; 4412.39); terry towelling and similar woven terry fabrics of cotton (NCM 5802.19.00); blankets (NCM 6301.40); metal mountings and fittings (NCM 8302.41; 8302.42; 8302.49); baby carriages and parts thereof (NCM 8715.00.00); and combs (NCM 9615.11), from specific origins	Administración Federal de Ingresos Públicos - Resoluciones Generales Nos. 3213, 3214, 3215, 3216, 3217, 3227, 3228, 3229, 3230 and 3231 (November 2011)	
Argentina	Termination on 21 December 2011 of anti-dumping duties on imports of twist drill bits with cylindrical shank (NCM 8207.50.11; 8207.50.19) from India (imposed on 21 December 2006)	WTO document G/ADP/N/223/ARG, 25 April 2012	
Argentina	Extension of export taxes on hydrocarbons	Ley No. 26732 (21 December 2011)	
Argentina	Updated list of "criterion values" (<i>valores criterio de carácter precautorio</i>) for imports of yarn (NCM 5402.48); and water balloons (NCM 9505.90), from specific origins	Administración Federal de Ingresos Públicos - Resoluciones Generales Nos. 3266 and 3267 (9 February 2012)	

Annex 1 (cont'd)

¹ The inclusion of any measure in this table implies no judgement by the WTO Secretariat on whether or not such measure, or its intent, is protectionist in nature. Moreover, nothing in the table implies any judgement, either direct or indirect, on the consistency of any measure referred to with the provisions of any WTO agreement or such measure's impact on, or relationship with, the global financial crisis.

Country/ Member State	Measure	Source/Date	Status
Argentina	Updated list of "criterion values" (<i>valores criterio de carácter precautorio</i>) for imports of a variety of products, i.e. plastic household articles (NCM 3924.90); plastic parts (NCM 3926.90); woven fabrics of cotton (NCM 5211.12.00; 5211.20.20; 5211.32.00; 5211.39.00; 5211.42.10; 5211.42.90; 5211.43.00); yarn (NCM 5509.21; 5509.22; 5510.11; 5510.30; 5510.90); woven fabrics of synthetic staple fibres (NCM 5512.11.00; 5512.19.00); ceramic or porcelain tableware, kitchenware, other household articles and toilet articles (NCM 6911.10.10; 6911.10.90; 6911.90.00; 6912.00.00), and waste and scrap (NCM 8113.00.10); plates, sticks, tips and the like for tools, unmounted, of cermets (NCM 8209.00.11; 8209.00.19; 8209.00.90), from specific origins	Administración Federal de Ingresos Públicos - Resoluciones Generales Nos. 3296, 3297, 3298, 3299, 3300, 3301, 3302, and 3315 (March and April 2012)	
Argentina	New import requirements introduced covering all products. Online import sworn statements/affidavit (<i>Declaración Jurada Anticipada de Importación</i>) to be send to the Argentinian Tax Agency (AFIP) for its approval through a "single window" (<i>ventanilla única electrónica</i>). AFIP granting import authorization could take up to 10 working days	Resoluciones Generales Nos. 3252 y 3255 (5 January and 25 January 2012 respectively)	Effective 1 February 2012
Argentina	Termination on 13 March 2012 (without measure) of anti-dumping investigation on imports of paper and paperboard, coated on one or both sides with kaolin (China clay) or other inorganic substances, with or without a blinder, and with no other coating, whether or not surface-coloured, surface-decorated or printed, in rolls or rectangular (including square) sheets, of any size (NCM 4810.13.89; 4810.13.90; 4810.19.89; 4810.19.90) from Korea, Rep. of (initiated on 15 December 2010)	WTO document G/ADP/N/209/ARG, 31 March 2011 and Permanent Delegation of Argentina to the WTO (26 April 2012)	
Argentina	Extension of the temporary reduction of export tariffs " <i>derecho de exportación</i> " on fish and crustaceans (NCM 0304; 0305), prepared or preserved fish (NCM 1604), and on prepared or preserved crustaceans (NCM 1605) (originally implemented from 18 August 2011 to 18 February 2012)	WTO document WT/TPR/OV/14, 21 November 2011 and Permanent Delegation of Argentina to the WTO (26 April 2012)	Effective until 19 June 2012
Argentina	New requirements introduced on locally manufactured and imported products of the printing industry (NCM 49). Mandatory affidavit conformity-assessment requirement to be presented to the Secretary of State for Internal Trade	Disposición No. 26/2012, Ministerio de Economía y Finanzas Publicas - Dirección Nacional de Comercio Interior (23 March 2012)	
Argentina	Pre-approval requirement (sworn statement) for all imports of services exceeding the amount of US\$100,000	Permanent Delegation of Argentina to the WTO (10 May 2012)	Effective 1 April 2012
Argentina	Initiation on 23 April 2012 of anti-dumping investigation on imports of poly(ethylene terephthalate) granules "PET" (NCM 3907.60.00) from China; India; Korea, Rep. of; Chinese Taipei; and Thailand	Resolución No. 39/2012 Comercio Exterior - Secretaría de Comercio Exterior (23 April 2012)	
Argentina, Brazil, Paraguay and Uruguay (Mercosur)	Prolongation of temporary increase of the Mercosur Common Tariff (to 35%) for imports of prepared or preserved peaches, including nectarines (NCM 2008.70.10; 2008.70.90) (initially effective from 1 April 2011 to 31 December 2011). Paraguay given a waiver on this measure	Decisión No. 36/11 del Consejo del Mercado Común (19 December 2011) and Camex Resolution No. 99 (29 December 2011)	Effective 1 January 2012 to 31 December 2012

Country/ Member State	Measure	Source/Date	Status
Argentina, Brazil, Paraguay and Uruguay (Mercosur)	Prolongation of temporary authorization to increase the Mercosur Common Tariff applied rates, but not above their bound levels, for imports of 14 tariff lines (certain toys: NCM 9503.00.10; 9503.00.21; 9503.00.22; 9503.00.31; 9503.00.39; 9503.00.40; 9503.00.50; 9503.00.60; 9503.00.70; 9503.00.80; 9503.00.91; 9503.00.97; 9503.00.98; 9503.00.99) (initially effective from 1 April 2011 to 31 December 2011). Paraguay and Uruguay given a waiver on this measure	Decisión No. 37/11 del Consejo del Mercado Común (19 December 2011) and Camex Resolution No. 98 (29 December 2011)	Effective 1 January 2012 to 31 December 2012
Argentina, Brazil, Paraguay and Uruguay (Mercosur)	Special authorization to increase the Mercosur Common Tariff applied rates, but not above their bound levels, for certain products (no more than 100 tariff lines per Member), for renewable periods of 12 months	Decisión No. 39/11 del Consejo del Mercado Común (20 December 2011) and Permanent Delegation of Brazil to the WTO (15 May 2012)	Effective until 31 December 2014, (but still pending incorporation into all Mercosur members' domestic legal systems, in order to take effect)
Australia	Initiation on 31 October 2011 of anti-dumping investigation on imports of quicklime "calcium oxide" (HS 2522.10.00) from Thailand	WTO document G/ADP/N/223/AUS, 2 April 2012	
Australia	Initiation on 7 November 2011 of anti-dumping investigation on imports of aluminium road wheels (ARWs) for passenger motor vehicles, including wheels used for caravans and trailers, in diameters ranging from 13 to 22 inches (HS 8708.70.91) from China	WTO document G/ADP/N/223/AUS, 2 April 2012	
Australia	Initiation on 7 November 2011 of countervailing investigation on imports of aluminium road wheels (ARWs) for passenger motor vehicles, including wheels used for caravans and trailers, in diameters ranging from 13 to 22 inches (HS 8708.70.91) from China	WTO document G/SCM/N/235/AUS, 4 April 2012	
Australia	Initiation on 6 February 2012 of anti-dumping investigation on imports of formulated glyphosate (HS 3808.93.00) from China	Permanent Delegation of Australia to the WTO (11 May 2012)	
Australia	Termination on 6 February 2012 (without measure) of anti-dumping investigation on imports of single and multi-core cables insulated with polymeric materials intended for use in electric installations at working voltages up to and including 1 kV (HS 8544.49.20) from China (initiated on 9 September 2011)	Permanent Delegation of Australia to the WTO (11 May 2012)	
Australia	Livestock Export Regulatory Framework setting post-arrival regulatory arrangements (HS 0102; 0104; 0106.13; 0106.19), for specific destinations (different implementation dates)	Permanent Delegation of Australia to the WTO (11 May 2012)	
Australia	Initiation on 19 April 2012 of anti-dumping investigation on imports of poly(vinyl chloride) homopolymer resin "PVC" (HS 3904.10.00) from Korea, Rep. of	Australia Customs Dumping Notice No. 2012/14 (19 April 2012)	
Azerbaijan	Implementation of a new Customs Code (approved on 24 June 2011) aimed at facilitating trade	Permanent Delegation of Azerbaijan to the United Nations (24 April 2012)	Implemented on 1 January 2012
Belarus, Kazakhstan, Russian Federation	Initiation on 18 November 2011 of anti-dumping investigation on imports of motor vehicles (HS 8704.21.31; 8704.21.91) from Germany, Italy, Poland, and Turkey	Permanent Delegations of Belarus and the Russian Federation to the United Nations (14 May 2012)	

Country/ Member State	Measure	Source/Date	Status
Belarus, Kazakhstan, Russian Federation	Initiation on 25 November 2011 of anti-dumping investigation on imports of certain types of tubes of stainless steel (HS 7304.41.00) from China	Permanent Delegations of Belarus and the Russian Federation to the United Nations (14 May 2012)	
Belarus, Kazakhstan, Russian Federation	Increase of import tariffs (from zero to 5%) on machines for cleaning, sorting or grading seed, grain or dried leguminous vegetables (HS 8437.10.00)	Permanent Delegations of Belarus and the Russian Federation to the United Nations (14 May 2012)	Effective 1 January 2012
Belarus, Kazakhstan, Russian Federation	Increase of import tariffs (from zero to 10% but not less than €2.5/kg (US\$3)) on drilling machines (HS 8430.41.00; 8430.49.00)	Permanent Delegations of Belarus and the Russian Federation to the United Nations (14 May 2012)	Effective 1 January 2012
Belarus, Kazakhstan, Russian Federation	Introduction of import tariff quotas for 2012 on certain products, i.e. poultry (HS 0207.14.20; 0207.14.60) (250,000 tonnes), beef (HS 0202) (530,000 tonnes), and pork (400,000 tonnes) (HS 0203)	Permanent Delegations of Belarus and the Russian Federation to the United Nations (14 May 2012)	Effective 1 January 2012
Belarus, Kazakhstan, Russian Federation	Increase of import tariffs (from zero to 15%) on carbon electrodes not exceeding 1,000 mm (HS 8545.11.00)	Permanent Delegations of Belarus and the Russian Federation to the United Nations (14 May 2012)	Effective 1 January 2012
Belarus, Kazakhstan, Russian Federation	Temporary elimination of import tariffs on concentrated apple juice and apple puree including compotes (HS 2007.99.97; 2009.79.19; 2009.79.30)	Permanent Delegations of Belarus and the Russian Federation to the United Nations (14 May 2012)	Effective 2 January 2012 to 2 September 2012
Belarus, Kazakhstan, Russian Federation	Extension of the temporary reduction of import tariffs (from 15% to 5%) on paper and cardboard (HS 4810.13.80; 4810.19.90; 4810.22.10; 4810.29.30)	Permanent Delegations of Belarus and the Russian Federation to the United Nations (14 May 2012)	Effective 22 February 2012 to 31 December 2012
Belarus, Kazakhstan, Russian Federation	Reduction of import tariffs (from 15% to 10%) on bars of non-alloy steel (HS 7214.91.00; 7214.91.90; 7214.99.10; 7214.99.39; 7216.21.00; 7216.22.00; 7216.31.90; 7216.32.11; 7216.33.10; 7216.33.90; 7216.40.10)	Permanent Delegations of Belarus and the Russian Federation to the United Nations (14 May 2012)	Effective 9 March 2012
Belarus, Kazakhstan, Russian Federation	Temporary increase of import tariffs (to US\$140/tonne) on certain types of sugar (HS 1701.13.10; 1701.13.90; 1701.14.10; 1701.14.90; 1701.91.00)	Permanent Delegations of Belarus and the Russian Federation to the United Nations (14 May 2012)	Effective 1 May 2012 to 31 July 2012
Belarus, Kazakhstan, Russian Federation	Modification of import tariffs (from 20% but at least €3/unit (US\$4/unit) to 10% but at least €10/unit (US\$13/unit)) on certain watches (HS 9102.11.00; 9102.12.00; 9102.19.00; 9102.21.00; 9102.29.00; 9102.91.00; 9102.99.00)	Permanent Delegations of Belarus and the Russian Federation to the United Nations (14 May 2012)	
Belarus, Kazakhstan, Russian Federation	Elimination of import tariffs (previously 15%) on cobalt powders (HS 8105.20.00)	Permanent Delegations of Belarus and the Russian Federation to the United Nations (14 May 2012)	
Bolivia, (Plurinational State of)	Amendments introduced in the government procurement Law (<i>Normas Básicas del Sistema de Administración de Bienes y Servicios</i>) authorizing public entities to effectuate direct contract of goods and services provided by public companies, strategic public companies, companies with majority State participation, and their subsidiaries (for tender prices less than or equal to market prices)	Decreto Supremo No. 1121 (11 January 2012)	

Country/ Member State	Measure	Source/Date	Status
Bolivia, (Plurinational State of)	Authorization to export certain food products, i.e. meat of bovine animals, fresh, chilled or frozen (HS 0201.10.00; 0201.20.00; 0201.30.00; 0202.10.00; 0202.20.00; 0202.30.00) (quota 2,000 tonnes) ; maize (corn) (HS 1005.90; 1005.90.11) (quota 30,000 tonnes); and rice (HS 1006.10.90; 1006.20.00; 1006.30.00; 1006.40.00) (quota 30,000 metric tonnes)	Decreto Supremo No. 1163 (14 March 2012)	
Brazil	Increase of import tariffs (from 2% to 14%) on tall oil fatty acids (NCM 3823.13.00)	Secex Circular No. 49 (13 October 2011)	
Brazil	Temporary elimination of import tariffs on antisera and other blood fractions and modified immunological products, whether or not obtained by means of biotechnological processes (NCM 3002.10.37; 3002.10.39)	Camex Resolution No. 83 (31 October 2011) and Secex Portaria No. 40 (23 November 2011)	Effective 3 November 2011 to 2 November 2012
Brazil	Temporary reduction of import tariffs (to 2%) on certain products, i.e. sardines (NCM 0303.71.00) (quota 30,000 tonnes), disodium sulphate (<i>anidro</i>) (NCM 2833.11.10) (quota 650,000 tonnes), and sodium triphosphate (sodium tripolyphosphate) (NCM 2835.31.90) (quota 30,000 tonnes)	Camex Resolution No. 83 (31 October 2011) and Secex Portaria No. 40 (23 November 2011)	Effective 3 November 2011 to 2 November 2012
Brazil	Termination on 4 November 2011 (without measure) of anti-dumping investigation on imports of nitrile rubber "NBR" not hydrogenated (NCM 4002.59.00) from India and Poland (initiated on 1 October 2010)	WTO document G/ADP/N/223/BRA, 26 March 2012	
Brazil	Initiation on 10 November 2011 of anti-dumping investigation on imports of tubes and pipes of refined copper (NCM 7411.10.10; 7411.10.90) from China	WTO document G/ADP/N/223/BRA, 26 March 2012	
Brazil	Temporary reduction of import tariffs (to 2%) on informatics and telecommunication equipment (NCM 8471.90.12; 8517.62.39; 9030.82.10; 9032.89.82); and (to 2% and zero) on 162 capital goods and 29 integrated systems (NCM Chapters 82; 84; 85; 86; 90), through the "ex-out" regime (mechanism designed to temporarily reduce import tariffs on capital goods and informatics and telecommunication equipment not locally produced)	Camex Resolutions No. 84 and 85 (10 November 2011)	Effective until 31 December 2012
Brazil	Termination on 23 November 2011 (without measure) of anti-dumping investigation on imports of heavy plates (NCM 7208.51.00; 7208.52.00) from Korea, Rep. of; Romania; Russian Federation; and Spain (initiated on 26 August 2010)	WTO document G/ADP/N/223/BRA, 26 March 2012	
Brazil	Termination on 29 November 2011 (without measure) of anti-dumping investigation on imports of colourless flat glass, clear, produced by float process, with a thickness between 2 and 19 mm (NCM 7005.29.00) from China and Mexico (initiated on 8 July 2010)	WTO document G/ADP/N/223/BRA, 26 March 2012	
Brazil	Temporary reduction of import tariffs (to 2%) on informatics and telecommunication equipment (NCM 8517.62.59; 8532.24.10; 9030.89.90; 9032.89.23); and (to 2% and zero) on 387 capital goods and 29 integrated systems (NCM Chapters 39; 73; 82; 84; 85; 86; 87; 90; 94), through the "ex-out" regime (mechanism designed to temporarily reduce import tariffs on capital goods and informatics and telecommunication equipment not locally produced)	Camex Resolutions No. 95 and 96 (9 December 2011)	Effective until 31 December 2012

Country/ Member State	Measure	Source/Date	Status
Brazil	Temporary reduction of import tariffs (to 2%) on certain products, i.e. other colouring matter (NCM 3206.11.19) (quota 95,000 tonnes, except imports from Colombia); and poly(vinyl chloride), not mixed with any other substances (NCM 3904.10.20) (quota 12,000 tonnes)	Camex Resolution No. 97 (23 December 2011) and Secex Portaria No. 1 (6 January 2012)	Effective 26 December 2011 to 25 December 2012
Brazil	Initiation on 29 December 2011 of anti-dumping investigation on imports of polycarbonate resins (NCM 3907.40.90) from Korea, Rep. of and Thailand	WTO document G/ADP/N/223/BRA, 26 March 2012	
Brazil	Temporary reduction of import tariffs (to 2%) on 164 capital goods and integrated systems (NCM Chapters 73; 82; 84; 85; 90); and creation of 6 new informatics and telecommunication equipment tariff lines (NCM 8517; 8543; 9030; 9032), resulting in a temporary decrease of import tariffs (to 2%), through the "ex-out" regime (mechanism designed to temporarily reduce import tariffs on capital goods and informatics and telecommunication equipment not locally produced)	Camex Resolutions No. 1 and 2 (12 January 2012)	Effective until 31 December 2012
Brazil	Temporary reduction of import tariffs (to 2%) on 134 capital goods and integrated systems (NCM Chapters 73; 84; 85; 90); (to 6%) on constant weight scales and scales for discharging a predetermined weight of material into a bag or container, including hopper scales (NCM 8423.30.11); and creation of 4 new informatics and telecommunication equipment tariff lines (NCM 8517; 8543; 9030), resulting in a temporary decrease of import tariffs (to 2%), through the "ex-out" regime (mechanism designed to temporarily reduce import tariffs on capital goods and informatics and telecommunication equipment not locally produced)	Camex Resolutions No. 9 and 10 (13 February 2012)	Effective until 30 June 2013
Brazil	Termination on 26 February 2012 of anti-dumping duties on imports of methyl methacrylate (NCM 2916.14.10) from France, Germany, Spain, and the United Kingdom (imposed on 23 March 2001)	Secex Circular No. 24 (27 May 2011)	
Brazil	Initiation on 7 March 2012 of anti-dumping investigation on imports of tubes, pipes welded of circular cross-section of stainless steel (NCM 7306.40.00; 7306.90.20) from China and Chinese Taipei	Secex Circular No. 6 (6 March 2012)	
Brazil	Initiation on 15 March 2012 of safeguard investigation on imports of fine or table wine (NCM 2204.21.00)	WTO document G/SG/N/6/BRA/5, 2 April 2012	
Brazil	Termination on 27 March 2012 (without measure) of anti-dumping investigation on imports of nitrile rubber "NBR" not hydrogenated (NCM 4002.59.00) from Argentina; France; Korea, Rep. of; and the United States (initiated on 1 October 2010)	WTO document G/ADP/N/209/BRA, 28 March 2011 and Secex Circular No. 13 (26 March 2012)	
Brazil	Temporary reduction of import tariffs (to 2%) on 45 capital goods tariff lines (NCM Chapters 84; 85; 87; 90); and (to 10%) on certain continuous-action elevators and conveyors, for goods or materials (NCM 8428.39.90), and creation of a new tariff line for informatics and telecommunication equipment (NCM 9030.89.90), resulting in a temporary decrease of import tariffs (to 2%), through the "ex-out" regime (mechanism designed to temporarily reduce import tariffs on capital goods and informatics and telecommunication equipment not locally produced)	Camex Resolutions Nos. 18 (4 April 2012) and 28 (25 April 2012)	Effective until 30 June 2013

Country/ Member State	Measure	Source/Date	Status
Brazil	Temporary elimination of import tariffs on terephthalic acid and its salts (NCM 2917.36.00) (quota 75,000 tonnes) (effective until 31 July 2012); and temporary reduction (to 2%) of import tariffs on flat-rolled products, not in coils, with patterns in relief of a thickness exceeding 10 mm (NCM 7208.51.00) (quota 145,000 tonnes) (effective until 2 October 2012)	Camex Resolution No. 19 (4 April 2012)	
Brazil	Initiation on 13 April 2012 of anti-dumping investigation on imports of flat-rolled products of stainless steel of a width of 600 mm or more, of a thickness exceeding 0.35 mm but less than 4.75 mm (NCM 7219.32.00; 7219.33.00; 7219.34.00; 7219.35.00; 7220.20.90) from China; Finland; Germany; Korea, Rep. of; South Africa; Chinese Taipei; the United States; and Viet Nam	Secex Circular No. 17 (12 April 2012)	
Brazil	Initiation on 19 April 2012 of anti-dumping investigation on imports of flat-rolled products of other alloy steel (NCM 7225.19.00; 7226.19.00) from China; Korea, Rep. of; and Chinese Taipei	Secex Circular No. 18 (17 April 2012)	
Brazil	Temporary reduction (to 2%) of import tariffs on adiponitrila (1,4-dicianobutano) (NCM 2926.90.91) (quota 40,000 tonnes)	Camex Resolution No. 23 (19 April 2012)	Effective 23 April 2012
Brazil	New legislation granting preference in government procurement to locally produced products in certain sectors, i.e. textile and footwear (8 November 2011); and motor and machinery, medicines, and pharmaceutical products (3 April 2012) (NCM Chapters 28; 29; 30; 35; 42; 61; 62; 63; 64; 65; 94; 96)	Permanent Delegation of Brazil to the WTO (27 April 2012)	
Brazil	Special Tax Refund Regime for Exporting Companies (<i>Reintegra</i>) reducing the tax on industrialized products (IPI) for the automotive industry	Permanent Delegation of Brazil to the WTO (27 April 2012)	
Brazil	Initiation on 3 May 2012 of anti-dumping investigation on imports of flat-rolled products of iron or non-alloy steel, of a width of 600 mm or more, hot-rolled, not clad, plated or coated, of a thickness of 4.75 mm or more (NCM 7208.51; 7208.52) from Australia; China; Korea, Rep. of; Russian Federation; South Africa; and Ukraine	Secex Circular No. 19 (2 May 2012)	
Brazil	Initiation on 10 May 2012 of anti-dumping investigation on imports of monoethanolamine and triethanolamine (NCM 2922.11.00; 2922.13.10) from Germany and the United States	Secex Circular No. 20 (9 May 2012)	
Brazil	Termination on 11 May 2012 (without measure) of anti-dumping investigation on imports of polymeric MDI (NCM 3909.30.20) from Belgium (initiated on 8 June 2011)	WTO document G/ADP/N/216/BRA, 23 September 2011 and Secex Circular No. 21 (9 May 2012)	
Brazil	Introduction of non-automatic import licensing requirements on apricots (NCM 0809.10) and wheat flour	Permanent Delegation of Brazil to the WTO (15 May 2012)	
Brazil	Bilateral agreement signed with Mexico on 19 March 2012 limiting duty-free imports for automobiles and utility vehicles (NCM 8703; 8704) (US\$1.45 billion for 2012-13; US\$1.56 billion for 2013-14; and US\$1.64 billion for 2014-15). Free-trade to be re-established on 19 March 2015	Permanent Delegation of Brazil to the WTO (15 May 2012)	
Brazil	CERAD "National Centre on Risk Management" , new division created with the aim of coordinating intelligence and risk management related to customs operations, to improve the quality of inspections by applying risk management techniques	Permanent Delegation of Brazil to the WTO (15 May 2012)	

Country/ Member State	Measure	Source/Date	Status
Canada	Initiation on 27 October 2011 of anti-dumping investigation on imports of stainless steel sinks with a single drawn bowl having a volume between 1,600 and 5,000 cubic inches or with multiple drawn bowls having a combined volume between 2,200 and 6,800 cubic inches, excluding sinks fabricated by hand (HS 7324.10.00) from China	WTO document G/ADP/N/223/CAN, 22 March 2012 and Permanent Delegation of Canada to the WTO (30 April 2012)	Provisional duty imposed on 25 January 2012
Canada	Initiation on 27 October 2011 of countervailing investigation on imports of stainless steel sinks with a single drawn bowl having a volume between 1,600 and 5,000 cubic inches or with multiple drawn bowls having a combined volume between 2,200 and 6,800 cubic inches, excluding sinks fabricated by hand (HS 7324.10.00) from China	WTO document G/SCM/N/235/CAN, 23 March 2012 and Permanent Delegation of Canada to the WTO (30 April 2012)	Provisional duty imposed on 25 January 2012
Canada	Elimination of import tariffs on 70 tariff lines (goods used in manufacturing) (HS Chapters 15; 20; 34; 39; 64; 74; 76; 79; 87)	Permanent Delegation of Canada to the WTO (10 May 2012)	Effective 17 November 2011
Canada	Amendments to the customs tariff to simplify its structure, and reduce the customs processing burden by consolidating similar tariff items that have the same tariff rates and by removing end-use provisions where appropriate	Permanent Delegation of Canada to the WTO (10 May 2012)	Effective 15 December 2011, and changes to tariff schedule effective 1 January 2012
Canada	Creation of new tariff items/lines to facilitate the importation of low-value non-commercial shipments arriving by post or courier (HS 9825)	Permanent Delegation of Canada to the WTO (10 May 2012)	Effective 1 January 2012
Canada	Temporary elimination of import tariffs on petroleum oils (HS 2710.19.91; 2710.20.10), for fuels used in the production of energy and electricity	Permanent Delegation of Canada to the WTO (10 May 2012)	Effective 30 March 2012
Canada	Elimination from the import control list of steel products (HS 7206; 7207; 7208; 7209; 7210; 7211; 7212; 7213; 7214; 7215; 7216; 7217; 7218; 7219; 7220; 7221; 7222; 7223; 7224; 7225; 7226; 7227; 7228; 7229; 7301; 7302; 7304; 7305; 7306; 7308; 7312; 7313; 7317)	Permanent Delegation of Canada to the WTO (30 April 2012)	Effective 1 April 2012
Canada	Termination on 23 April 2012 (without measure) of anti-dumping investigation on imports of potassium silicate of all grades and ratios in a soluble solid including chunks, flakes or powder forms (also known as silicic acid, potassium salt, potassium water glass, potash water glass, potassium silicate glass) (HS 2839.90.10) from Pakistan (initiated on 6 January 2012)	Permanent Delegation of Canada to the WTO (10 May 2012)	
Canada	Termination on 23 April 2012 (without measure) of countervailing investigation on imports of potassium silicate of all grades and ratios in a soluble solid including chunks, flakes or powder forms (also known as silicic acid, potassium salt, potassium water glass, potash water glass, potassium silicate glass) (HS 2839.90.10) from Pakistan (initiated on 6 January 2012)	Permanent Delegation of Canada to the WTO (10 May 2012)	
Canada	Initiation on 23 April 2012 of anti-dumping investigation on imports of certain liquid dielectric transformers (HS 8504.23.00; 8504.90.90) from Korea, Rep. of	Permanent Delegation of Canada to the WTO (10 May 2012)	
Canada	Initiation on 4 May 2012 of anti-dumping investigation on imports of certain carbon and alloy steel pipe piles "piling pipe" (HS 7306.30.00) from China	Permanent Delegation of Canada to the WTO (10 May 2012)	

Country/ Member State	Measure	Source/Date	Status
Canada	Initiation on 4 May 2012 of countervailing investigation on imports of certain carbon and alloy steel pipe piles "piling pipe" (HS 7306.30.00) from China	Permanent Delegation of Canada to the WTO (10 May 2012)	
Chile	Initiation on 27 April 2012 of safeguard investigation on imports of other worked maize grain (HS 1104.23.00) (<i>maíz trabajado de otro modo</i>)	WTO document G/SG/N/6/CHL/13, 2 May 2012	Provisional duty imposed on 27 April 2012
China	Import ban on poultry products (HS 0207) from Iran (9 November 2011) and Australia (10 February 2012), due to pathogenic avian influenza disease	Permanent Delegation of China to the WTO (25 April 2012)	
China	Initiation on 18 November 2011 of anti-dumping investigation on imports of coated bleached folding, solid bleached sulfate (SBS), folding boxboard (FBB), coated ivory board or white card paper (HS 4810.31.00; 4810.32.00; 4810.39.00; 4810.92.00; 4810.99.00; 4811.51.90; 4811.59.99; 4811.60.90) from the United States	WTO document G/ADP/N/223/CHN, 17 April 2012	
China	Initiation on 18 November 2011 of anti-dumping investigation on imports of ethylene glycol monobutyl ether and diethylene glycol monobutyl ether (HS 2909.43.00) from the EU and the United States	WTO document G/ADP/N/223/CHN, 17 April 2012	
China	First batch of 2012 export quotas for rare-earth minerals (10,546 tonnes)	Permanent Delegation of China to the WTO (9 May 2012)	Announced by MOFCOM in December 2011
China	Termination on 13 December 2011 of anti-dumping duties on imports of wear-resistant overlay (HS 4804.39.00) from the EU and the United States (imposed on 13 December 2006)	WTO document G/ADP/N/223/CHN, 17 April 2012	
China	Promulgation of the "Catalogue of Commodities subject to Export Licence Administration 2012" (including 49 categories of commodities), under the Foreign Trade Law and Management Regulations for Commodity Import & Export. (i) Export quotas for: wheat, corn, rice, wheat flour, rice flour, cotton, sawn timber, live cattle, live pigs, live chicken, coal, coke, crude oil, refined oil, rare-earth, antimony and antimony products, tungsten and tungsten products, zinc ore, tin and tin products, silver, indium and indium products, molybdenum, phosphate ores; (ii) quota bidding: mat rush and mat rush products, silicon carbide, talcum lump (powder), magnesia, alumina, licorice and licorice products; and (iii) export licensing control: live cattle, live pigs, live chicken, fresh chilled beef, frozen beef, fresh chilled pork, frozen pork, fresh chilled chicken, frozen chicken, ozone depleting substances, paraffin, zinc and zinc-based alloys, certain metals and metal products, platinum (for processing trade), automobiles (including complete knock-down kits) and their chassis, motorcycles (including all-terrain vehicles) and their engines and frames, natural sand (including standard sand), molybdenum products, citric acid, vitamin C, penicillin industrial salt and disodium sulphate	Permanent Delegation of China to the WTO (9 May 2012) and MOFCOM Announcement No. 98/2011 (30 December 2011)	Effective 1 January 2012
China	Reduction of interim import tariff rates on around 730 products, i.e. energy and raw materials, high-tech manufacturing equipment, inputs for agricultural production, food, and public health products	Permanent Delegation of China to the WTO (9 May 2012) and Tariff Commission No. 27 of 2011	Effective 1 January 2012

Country/ Member State	Measure	Source/Date	Status
China	Revised Regulation on the administration of Certificates of Import and Export Licensing	Permanent Delegation of China to the WTO (9 May 2012) and MOFCOM Decree No. 1/2012 (4 February 2012)	Effective 5 March 2012
China	Initiation on 23 March 2012 of anti-dumping investigation on imports of "resorcinol" M-dihydroxybenzene (HS 2907.21.00) from Japan and the United States	Permanent Delegation of China to the WTO (25 April 2012)	
China	Initiation on 23 March 2012 of anti-dumping investigation on imports of toluene diisocyanate (TDI80/20) (HS 2929.10.10) from the EU	Permanent Delegation of China to the WTO (25 April 2012)	
China	Revised Guiding Catalogue of Indigenous Innovation in Key Technologies and Equipment removing specific eligibility criteria relating to import substitution and to the generation of foreign exchange earnings through exports. It no longer provides that products will be eligible for government procurement preferences, nor does it any longer identify subsidies and other benefits for which listed products are eligible	Permanent Delegation of China to the WTO (9 May 2012)	Effective 14 November 2011
China	Reduction of import tariffs on certain products, i.e. (from 8% to 3%) slitting blade for paper cutting machine (HS 8447.90.10), (from 15% to 10%) objective lenses (HS 9002.90.10; 9002.90.90)	Permanent Delegation of China to the WTO (9 May 2012)	Effective 1 April 2012
China	Termination of the lower interim tariff and resumption of MFN import tariff on LCD panels (32-inch and above) (HS 9013.80.30)	Permanent Delegation of China to the WTO (9 May 2012)	
Colombia	Measure to facilitate trade through the implementation of the Authorized Economic Operator "AEO" framework (<i>operador económico autorizado</i>)	Permanent Delegation of Colombia to the WTO (24 April 2012)	Effective 31 October 2011
Costa Rica	Measure to facilitate trade through the implementation of a new informatics customs system for goods in transit (<i>Tránsito Internacional de Mercancías "TIM"</i>)	Permanent Delegation of Costa Rica to the WTO (24 April 2012)	Effective 21 November 2011
Croatia	Amendments to the list of goods subject to export and import licences, eliminating from this requirement certain products, i.e. mineral or chemical fertilizers nitrogenous (HS 3102.10.10; 3102.30.90; 3102.40.10) (effective 15 December 2011), and radio equipment and telecommunications terminal equipment (HS 8517; 8525; 8526) (effective 1 March 2012)	Permanent Delegation of Croatia to the WTO (11 May 2012)	
Croatia	Elimination of import tariffs on natural calcium phosphates, natural aluminium calcium phosphates, and phosphatic chalk (HS 2510.20.00)	Permanent Delegation of Croatia to the WTO (26 April 2012)	Effective 24 February 2012
Ecuador	Establishment of a temporary quota (338,000 kg) on imports of turkey meat and edible offal (HS 0207.25.00), for imports from the Andean Community except Bolivia (Plurinational State of)	COMEX Resolution No. 31 (31 October 2011)	Effective 31 October 2011
Ecuador	Temporary elimination of import tariffs on cotton, not carded or combed (HS 5201.00.30) (quota 300 MT)	COMEX Resolution No. 33 (31 October 2011)	Effective 31 October 2011
Egypt	Initiation on 24 November 2011 of safeguard investigation on imports of cotton yarn (HS 5205; 5206; 5207)	WTO documents G/SG/N/6/EGY/5, 5 December 2011 and G/SG/N/7/EGY/4, 9 January 2012	Provisional duty imposed on 29 December 2011
Egypt	Initiation on 22 December 2011 of anti-dumping investigation on imports of matches (in boxes) (HS 3605) from Pakistan	WTO document G/ADP/N/223/EGY, 20 January 2012	

Country/ Member State	Measure	Source/Date	Status
Egypt	Termination on 22 December 2011 (without measure) of anti-dumping investigation on imports of polymers of vinyl chloride "PVC" floor and wall coverings (HS 3918.10) from China (initiated on 11 April 2011)	WTO document G/ADP/N/223/EGY, 20 January 2012	
EU	Initiation on 1 November 2011 of anti-dumping investigation on imports of tube and pipe fittings (other than cast fittings, flanges and threaded fittings), of iron or steel (not including stainless steel), with a greatest external diameter not exceeding 609.6 mm, of a kind used for butt-welding or other purposes (HS 7307.93.11; 7307.93.19; 7307.99.30; 7307.99.90) from the Russian Federation and Turkey	WTO document G/ADP/N/223/EU, 18 April 2012	
EU	Initiation on 10 November 2011 of anti-dumping investigation on imports of open mesh fabrics made of glass fibres, with a cell size of more than 1.8 mm both in length and in width and weighing more than 35 g/m ² , excluding fibreglass discs (HS 7019.51.00; 7019.59.00) from Malaysia (possible circumvention of anti-dumping measures of imports from China imposed in 2011)	Commission Regulation No. 1135/2011 (9 November 2011)	
EU	Initiation on 25 November 2011 of anti-dumping investigation on imports of bioethanol, sometimes referred to as "fuel ethanol", i.e. ethyl alcohol produced from agricultural products denatured or undenatured, excluding products with a water content of more than 0.3% (m/m) measured according to the standard EN 15376, as well as ethyl alcohol produced from agricultural products contained in blends with gasoline with an ethyl alcohol content of more than 10% (v/v) (HS 2207.10.00; 2207.20.00; 2208.90.99; 2710.11.11; 2710.11.15; 2710.11.21; 2710.11.25; 2710.11.31; 2710.11.41; 2710.11.45; 2710.11.49; 2710.11.51; 2710.11.59; 2710.11.70; 2710.11.90; 3814.00.10; 3814.00.90; 3820.00.00; 3824.90.97) from the United States	WTO document G/ADP/N/223/EU, 18 April 2012	
EU	Initiation on 25 November 2011 of countervailing investigation on imports of bioethanol, sometimes referred to as "fuel ethanol", i.e. ethyl alcohol produced from agricultural products denatured or undenatured, excluding products with a water content of more than 0.3% (m/m) measured according to the standard EN 15376, as well as ethyl alcohol produced from agricultural products contained in blends with gasoline with an ethyl alcohol content of more than 10% (v/v) (HS 2207.10.00; 2207.20.00; 2208.90.99; 2710.11.11; 2710.11.15; 2710.11.21; 2710.11.25; 2710.11.31; 2710.11.41; 2710.11.45; 2710.11.49; 2710.11.51; 2710.11.59; 2710.11.70; 2710.11.90; 3814.00.10; 3814.00.90; 3820.00.00; 3824.90.97) from the United States	WTO document G/SCM/N/235/EU, 23 March 2012	
EU	Opening of a tendering procedure for the 2011-12 marketing year for imports of sugar (HS 1701) at reduced import tariffs	Commission Implementing Regulations Nos. 1239/2011 (30 November 2011) and 356/2012 (24 April 2012)	
EU	Termination on 10 December 2011 of anti-dumping duties on imports of furfuryl alcohol "FA" (HS 2932.13.00) from China (imposed on 31 October 2003)	WTO document G/ADP/N/223/EU, 18 April 2012	

Country/ Member State	Measure	Source/Date	Status
EU	Termination on 14 December 2011 (without measure) of anti-dumping investigation on imports of polyethylene terephthalate having a viscosity number of 78 ml/g or higher, according to the ISO Standard 1628-5 (HS 3907.60.20) from Oman and Saudi Arabia (initiated on 16 February 2011)	WTO document G/ADP/N/223/EU, 18 April 2012	
EU	Termination on 14 December 2011 (without measure) of countervailing investigation on imports of polyethylene terephthalate having a viscosity number of 78 ml/g or higher, according to the ISO Standard 1628-5 (HS 3907.60.20) from Oman and Saudi Arabia (initiated on 16 February 2011)	WTO document G/SCM/N/235/EU, 23 March 2012	
EU	Initiation on 17 December 2011 of anti-dumping investigation on imports of white phosphorus (elemental/yellow phosphorus) (HS 2804.70.00) from Kazakhstan	WTO document G/ADP/N/223/EU, 18 April 2012	
EU	Initiation on 20 December 2011 of anti-dumping investigation on imports of aluminium foil of a thickness of 0.007 mm or more but less than 0.021 mm, not backed, not further worked than rolled but whether or not embossed, in low weight rolls of a weight not exceeding 10 kg (HS 7607.11.11; 7607.19.10) from China	WTO document G/ADP/N/223/EU, 18 April 2012	
EU	Temporary suspension of import tariffs (to zero) on certain cereals, i.e. common wheat of low and medium quality (HS 1001.90.99), and feed barley (HS 1003.00), for all imports under reduced-duty tariff quotas (2011-12 marketing year)	Commission Implementing Regulation No. 1350/2011 (21 December 2011)	Effective 1 January 2012 to 30 June 2012
EU	Initiation on 21 December 2011 of anti-dumping investigation on imports of certain organic coated steel products, i.e. flat-rolled products of non-alloy and alloy steel (not including stainless steel) which are painted, varnished or coated with plastics on at least one side, excluding so-called "sandwich panels" of a kind used for building applications and consisting of two outer metal sheets with a stabilizing core of insulation material sandwiched between them, and excluding those products with a final coating of zinc-dust (a zinc-rich paint, containing by weight 70% or more of zinc) (HS 7210.70.80; 7212.40.80; 7225.99.00; 7226.99.70) from China	WTO document G/ADP/N/223/EU, 18 April 2012	
EU	Termination on 21 December 2011 of anti-dumping duties on imports of mixtures of urea and ammonium nitrate in aqueous or ammoniacal solution (HS 3102.80.00) from Algeria, Belarus, Russian Federation, and Ukraine (imposed on 23 September 2000)	WTO document G/ADP/N/223/EU, 18 April 2012	
EU	Termination on 12 January 2012 of anti-dumping duties on imports of vinyl acetate (HS 2915.32.00) from the United States (investigation initiated on 4 December 2010 and provisional duty imposed on 17 August 2011)	WTO document G/ADP/N/223/EU, 18 April 2012 and Commission Decision (2012/24/EU) (11 January 2012)	

Country/ Member State	Measure	Source/Date	Status
EU	Termination on 12 January 2012 (without measure) of anti-dumping investigation on imports of molybdenum wire, containing by weight at least 99.95% of molybdenum, of which the maximum cross-sectional dimension exceeds 1.35 mm but does not exceed 4 mm (HS 8102.96.00) from Switzerland (possible circumvention of anti-dumping measures of imports from China imposed in 2010) (initiated on 19 May 2011)	Commission Regulation No. 477/2011 (17 May 2011) and Council Implementing Regulation No. 14/2012 (9 January 2012)	
EU	Termination on 9 February 2012 of anti-dumping duties on imports of "steel wire ropes - SWR", steel ropes and cables, including locked coil ropes, excluding ropes and cables of stainless steel, with a maximum cross-sectional dimension exceeding 3 mm (HS 7312.10.81; 7312.10.83; 7312.10.85; 7312.10.89; 7312.10.98; 7312.10.98) from South Africa (imposed on 17 August 1999)	Council Implementing Regulation No. 102/2012 (27 January 2012)	
EU	Initiation on 16 February 2012 of anti-dumping investigation on imports of ceramic tableware and kitchenware (HS 6911.10.00; 6912.00.10; 6912.00.30; 6912.00.50; 6912.00.90) from China	Commission Notice (2012/C 44/07) (16 February 2012)	
EU	Initiation on 16 February 2012 of anti-dumping investigation on imports of threaded tube or pipe cast fittings, of malleable cast iron (HS 7307.19.10) from China, Indonesia, and Thailand	Commission Notice (2012/C 44/08) (16 February 2012)	
EU	Initiation on 22 February 2012 of countervailing investigation on imports of certain organic coated steel products, i.e. flat-rolled products of non-alloy and alloy steel (not including stainless steel) which are painted, varnished or coated with plastics on at least one side, excluding so-called "sandwich panels" of a kind used for building applications and consisting of two outer metal sheets with a stabilising core of insulation material sandwiched between them, and excluding those with a final coating of zinc-dust (a zinc-rich paint containing by weight 70% or more zinc) (HS 7210.70.80; 7212.40.80; 7225.99.00; 7226.99.70) from China	Commission Notice 2012/C 52/05 (22 February 2011)	
EU	Termination on 28 February 2012 of anti-dumping duties on imports of polyethylene terephthalate "PET" having a viscosity of 78ml/g or higher according to ISO Standard 1628-5 (HS 3907.60.20) from Korea, Rep. of (imposed on 30 November 2000)	Commission Notices 2011/C 122/08 (20 April 2011) and 2012/C 57/06 (25 February 2012)	
EU	Termination on 22 March 2012 (without measure) of anti-dumping investigation on imports of stainless steel fasteners and parts thereof "SSF" (HS 7318.12.10; 7318.14.10; 7318.15.30; 7318.15.51; 7318.15.61; 7318.15.70) from India (initiated on 13 May 2011)	Commission Decision 2012/163/EU (22 March 2012)	
EU	Initiation on 31 March 2012 of anti-dumping investigation on imports of "hollow sections" welded tubes, pipes and hollow profiles of square or rectangular cross-section, of iron other than cast iron or steel other than stainless, but excluding line pipe of a kind used for oil or gas pipelines and casing and tubing of a kind used in drilling for oil or gas (HS 7306.61.92; 7306.61.99) from FYR of Macedonia, Turkey, and Ukraine	Commission Notice (2012/C 96/07) (31 March 2012)	

Country/ Member State	Measure	Source/Date	Status
EU	Termination on 5 April 2012 (complainant withdrew its complaint) of anti-dumping investigation on imports of sodium cyclamate (HS 2929.90.00) from China limited to two producers (Fang Da Food Additive "Shen Zhen" Limited and Fang Da Food Additive "Yang Quan" Limited) (initiated on 17 February 2011)	WTO document G/ADP/N/216/EEC, 14 October 2011 and Commission Decision (2012/185/EU) (4 April 2012)	
EU	Termination on 18 April 2012 of anti-dumping duties on imports of strawberries, uncooked or cooked by steaming or boiling in water, frozen, whether or not containing added sugar or other sweeteners (HS 0811.10.11; 0811.10.19; 0811.10.90) from China (imposed on 17 April 2007)	Commission Notice 2012/C 110/06 (17 April 2012)	
EU	Termination on 20 April 2012 (without measure) of anti-dumping investigation on imports of tartaric acid (HS 2918.12.00) from China, limited to one producer (Hangzhou Bioking Biochemical Engineering Co. Ltd.) (initiated on 29 July 2011)	Commission Notice 2011/C 223/08 (29 July 2011) and Commission Implementing Regulation No. 332/2012 (13 April 2012)	
EU	Initiation on 27 April 2012 of countervailing investigation on imports of bicycles and other cycles (including delivery tricycles but excluding unicycles) (HS 8712.00.30; 8712.00.70) from China	Commission Notice (2012/C 122/06) (27 April 2012)	
EU	Termination on 8 May 2012 (without measure) of anti-dumping investigation on imports of certain seamless pipes and tubes of iron or steel, excluding seamless pipes and tubes of stainless steel, of circular cross-section, of an external diameter not exceeding 406.4 mm with a Carbon Equivalent Value (CEV) not exceeding 0.86 according to the International Institute of Welding (IIW) formula and chemical analysis (HS 7304.19.10; 7304.19.30; 7304.23.00; 7304.29.10; 7304.29.30; 7304.31.80; 7304.39.58; 7304.39.92; 7304.39.93; 7304.51.89; 7304.59.92; 7304.59.93) from Belarus (initiated on 28 June 2011)	WTO document G/ADP/N/216/EEC, 14 October 2011 and Commission Decision (2012/247/EU) (7 May 2012)	
Honduras	Termination on 20 October 2011 (without measure) of anti-dumping investigation on imports of aqueous and non-aqueous paint (HS 3208.10.90; 3208.20.90; 3208.90.10; 3208.90.91; 3209.10.90; 3209.90.10) from El Salvador and Guatemala (initiated on 2 July 2010)	WTO document G/ADP/N/223/HND, 25 April 2012	
Honduras	Termination on 29 December 2011 (without measure) of anti-dumping investigation on imports of aqueous and non-aqueous paint (HS 3208.10.90; 3208.20.90; 3208.90.10; 3208.90.91; 3209.10.90; 3209.90.10) from the United States (initiated on 2 July 2010)	WTO document G/ADP/N/223/HND, 25 April 2012	
India	Termination (case closed) of anti-dumping investigation on imports of cold-rolled flat products of stainless steel of 200 series having a width of less than 600 mm including all austenitic grades having nickel content of less than 6% (HS 7220.20.10; 7220.20.21; 7220.20.22; 7220.20.29; 7220.20.90; 7220.90.10; 7220.90.21; 7220.90.22; 7220.90.29; 7220.90.90) from China, United Arab Emirates, and the United States (initiated on 16 August 2010)	WTO document G/ADP/N/223/IND, 5 April 2012	

Country/ Member State	Measure	Source/Date	Status
India	New telecoms regulation which includes (among others) provisions to: (i) promote the domestic production of telecommunication equipment to meet 80% Indian telecom sector demand through domestic manufacturing with a value addition of 65% by 2020; and (ii) provide preferential market access for domestically manufactured telecommunication products, including mobile devices, SIM cards with enhanced features, with special emphasis on Indian products for which IPRs reside in India to address strategic and security concerns of the Government, consistent with international commitments	Permanent Delegation of India to the WTO (10 May 2012) referring to Draft National Telecom Policy released by the Press Information Bureau	Announced on 10 October 2011
India	Reduction of import tariffs (from 30% to 20%) on dates (HS 0804.10.20; 0804.10.30)	Notification No. 97/2011 - Customs, Ministry of Finance (Department of Revenue) (13 October 2011)	
India	Termination on 13 October 2011 of safeguard duties (China specific) on imports of aluminium flat-rolled products and aluminium foil (HS 7606; 7607) (investigation initiated on 27 January 2009, provisional and definitive duties imposed on 23 March 2009 and 19 June 2009 respectively)	WTO documents G/SG/N/16/IND/4, 9 February 2009 and G/SG/N/16/IND/4/Suppl.5, 25 October 2011	
India	Initiation on 25 October 2011 of anti-dumping investigation on imports of choline chloride of all forms and concentrations used for animal feed (HS 2309.90.10; 2923.10.00) from China	WTO document G/ADP/N/223/IND, 5 April 2012	
India	Initiation on 11 November 2011 of anti-dumping investigation on imports of resin or other organic substances bonded wood or ligneous fibre boards of thickness below 6 mm, except insulation boards, laminated fibre boards and boards which are not bonded either by resin or other organic substances (HS 4411.12.00; 4411.13.00; 4411.14.00; 4411.92.11; 4411.92.19; 4411.92.21; 4411.92.29; 4411.93.11; 4411.93.19; 4411.93.21; 4411.93.29; 4411.94.11; 4411.94.19; 4411.94.21; 4411.94.29) from China, Indonesia, Malaysia, and Sri Lanka	WTO document G/ADP/N/223/IND, 5 April 2012	
India	Initiation on 2 December 2011 of safeguard investigation (China Specific) on imports of carbon black (HS 2803.00.10)	WTO documents G/SG/N/16/IND/8, 9 January 2012 and G/SG/N/16/IND/8/Suppl.1, 30 March 2012	On 16 March 2012 DG (Safeguards) recommended imposition of provisional duty
India	Termination on 20 December 2011 of anti-dumping duties on imports of flexible slabstock polyol - I (HS 3907.20) from Singapore (imposed on 11 February 2002)	WTO document G/ADP/N/223/IND, 5 April 2012	
India	Termination on 30 December 2011 of anti-dumping duties on imports of polypropylene (HS 3902.10.00; 3902.30.00) from Saudi Arabia (investigation initiated on 24 February 2009, provisional and definitive duties imposed on 30 July 2009 and 19 November 2010 respectively)	WTO document G/ADP/N/209/IND, 19 April 2011 and Notification No. 130/2011- Customs Ministry of Finance - Department of Revenue (30 December 2011)	
India	Elimination of export tax on iron ore fines (HS 2601.11.30; 2601.11.40), and on iron ore lumps and pellets (HS 2601.11.10; 2601.11.20) (originally imposed in March 2011)	Permanent Delegation of India to the WTO (10 May 2012)	Effective 30 December 2011

Country/ Member State	Measure	Source/Date	Status
India	Reduction of import tariffs (from 10% to 2%) on platinum (HS 7110.11; 7110.19.00)	Permanent Delegation of India to the WTO (10 May 2012)	Effective 17 January 2012
India	Conversion of specific duty to <i>ad valorem</i> import tariffs on certain products, i.e. (2% and 5%) gold (HS 7108), and (6%) silver (HS 7106; 7107)	Notifications Nos. 2/2012-Customs and 3/2012-Customs, Ministry of Finance - Department of Revenue (16 January 2012)	Effective 17 January 2012
India	Preference to domestically manufactured electronic goods in procurement due to security considerations and in government procurement (not less than 30% of the total procurement value of that electronic products or products)	Notification No. 8(78)/2010-IPHW, Ministry of Communications and Information Technology (10 February 2012)	
India	Initiation on 10 February 2012 of anti-dumping investigation on imports of soda ash (HS 2836.20) from the Russian Federation and Turkey	WTO document G/ADP/N/227, 4 April 2012	
India	Reduction of the minimum export price "MEP" (to US\$700/tonne) on basmati rice (HS 1006)	Permanent Delegation of India to the WTO (10 May 2012)	Effective 21 February 2012
India	Initiation on 22 February 2012 of anti-dumping investigation on imports of bulk drug cefadroxil monohydrate (HS 2942.00.11) from the EU	Notification No. 14/08/2011-DGAD Ministry of Commerce & Industry - Department of Commerce (22 February 2012)	
India	Termination on 22 February 2012 of anti-dumping duties on imports of sodium tripoly phosphate (STPP) (HS 2835.31.00) from China (investigation initiated on 5 November 2009, provisional and definitive duties imposed on 21 September 2010 and 8 July 2011 respectively)	Notifications Nos. 58/2011-Customs Ministry of Finance - Department of Revenue (8 July 2011) and 13/2012-Customs (ADD) Ministry of Finance - Department of Revenue (22 February 2012)	
India	Ministerial panel adopted the following trade-related measures: (i) authorization to export an additional 1 million metric tonnes of sugar (HS Chapter 17), on top of the 2 million metric tonnes already permitted; (ii) no imposition of exports cap on rice (HS 1006) and wheat (HS 1001); and (iii) new extension of export ban on pulses (HS 0713) (originally implemented on 27 June 2006, and extended until 31 March 2012)	Permanent Delegation of India to the WTO (10 May 2012)	
India	Authorization to export (from additional ports and agencies) wheat (HS 1001.10.90; 1001.90.20; 1001.90.39) and non-basmati rice (HS 1006.10.90; 1006.20.00; 1006.30.10; 1006.30.90; 1006.40.00) from non-EDI land customs stations (electronic data interchange)	Permanent Delegation of India to the WTO (10 May 2012)	Effective 23 February 2012
India	Termination on 29 February 2012 of anti-dumping duties on imports of phenol (HS 2707.99.00; 2907.11.10) from Korea, Rep. of; Chinese Taipei; and the United States (imposed on 19 September 2007)	Notification No. 14/2012-Customs (ADD) Ministry of Finance - Department of Revenue (29 February 2012)	

Country/ Member State	Measure	Source/Date	Status
India	Export prohibition on cotton (HS 5201; 5203) effective 5 March 2012. On 12 March 2012 the prohibition was lifted, subject to prior registration of contracts. On 4 May 2012 permission for registration of contracts for export was authorized again, under some conditions	Permanent Delegation of India to the WTO (10 May 2012)	
India	Elimination of import tariffs on re-imported cut and polished diamonds (HS 71)	Permanent Delegation of India to the WTO (10 May 2012)	
India	Elimination of the "Education Cess" and "Secondary and Higher Education Cess" taxes on imported products	Permanent Delegation of India to the WTO (10 May 2012)	
India	Reduction of import tariffs on certain products, i.e. live animals, vegetables, food, minerals, pharmaceuticals, fertilizers, plastics, woods, papers, textiles, ceramics, jewellery, tools, machineries, and dredgers (HS Chapters 02; 03; 04; 05; 06; 07; 08; 10; 11; 12; 13; 14; 15; 17; 19; 21; 22; 23; 25; 26; 27; 30; 31; 33; 39; 40; 44; 47; 48; 49; 50; 51; 54; 55; 56; 61; 62; 63; 68; 69; 70; 71; 72; 74; 82; 84; 85)	Permanent Delegation of India to the WTO (10 May 2012)	Effective 17 March 2012
India	Increase of import tariffs on certain products, i.e. (from 60% to 75%) vehicles with a petrol engine superior to 3,000 cc (HS 8703); and vehicles with a diesel engine superior to 2,500 cc (HS 8703); (from 10% to 30%) bicycles (HS 8712); (from 10% to 20%) bicycles parts and components (HS 8713); and (from 5% to 7.5%) on flat-rolled products of non-alloy steel (HS 7208; 7209; 7210; 7211; 7212)	Permanent Delegation of India to the WTO (10 May 2012)	Effective 17 March 2012
India	Extension of the concessional rate (5% of the basic customs tariff) on certain products, i.e. drugs/vaccines and their bulk drugs used in their manufacturing process	Permanent Delegation of India to the WTO (10 May 2012)	
India	Public procurement Bill 2011 establishing "open competitive bidding" as the preferred method for all public entities	Permanent Delegation of India to the WTO (10 May 2012)	
India	Minimum of 20% reserved for micro and small enterprises in public procurement	Permanent Delegation of India to the WTO (15 May 2012)	
Indonesia	Decree of Ministry of Agriculture (14 December 2011) on the importation of fresh bulbous plants reducing (from 14 to 4) the list of entry points (selected seaports equipped with stricter quarantine centres) for imports of agricultural and horticultural products	Permanent Delegation of Indonesia to the WTO (11 May 2012)	
Indonesia	New Indonesian tariffs and classification book (BTKI 2012) adjusting its classification system and facilitating import process	Permanent Delegation of Indonesia to the WTO (26 April 2012)	Effective 1 January 2012
Indonesia	New regulation on pre-shipment inspection on tire imports (HS 4011)	Permanent Delegation of Indonesia to the WTO (26 April 2012)	Effective 1 January 2012
Indonesia	Export ban on raw and semi-processed rattan products (HS 1401.20). Certain rattan (HS 4601; 4602; 9401; 9403) can only be exported by firms holding export licenses on forestry products. The exports require an independent surveyor for technical and pre-shipment verification	Permanent Delegation of Indonesia to the WTO (11 May 2012)	Effective 1 January 2012

Country/ Member State	Measure	Source/Date	Status
Indonesia	Initiation on 20 January 2012 of safeguard investigation on imports of articles of finished casing and tubing with yield strength of over 75,000 psi and worked pipe-end (HS 7304.29.00)	WTO document G/SG/N/6/IDN/17, 27 January 2012	
Indonesia	Initiation on 27 January 2012 of safeguard investigation on imports of "Mackerel", excluding fillets, livers and roes, fresh or chilled, or frozen (HS 0302.64.00; 0303.74.00)	WTO documents G/SG/N/6/IDN/18, 8 February 2012 and G/SG/N/8/IDN/13, 5 March 2012	
Indonesia	Threshold of mining and coal production prioritizing the supply to domestic needs at a benchmark price in accordance with effective price in the international market. Mechanism in place in order to manage and prevent shortages	Permanent Delegation of Indonesia to the WTO (11 May 2012)	Effective 6 February 2012
Indonesia	Import procedures for used capital goods (but not scrap) (HS Chapters 84; 85; 87; 88; 90) implemented. Used capital goods can only be imported by a direct user, reconditioning, manufacturing, and health equipment supplier companies. The goods are subjected to a technical inspection by a surveyor in the country of origin. A recommendation from the Ministry of Industry is required before importing used capital goods	Permanent Delegation of Indonesia to the WTO (11 May 2012)	Effective 13 February 2012 to 31 December 2013
Indonesia	New import regulations on procurement, circulation, sale, supervision, and control on alcoholic beverages (HS 2203.00.10; 2203.00.90; 2204.10.00; 2204.21.11; 2204.21.12; 2204.21.21; 2204.21.22; 2204.29.11; 2204.29.12; 2204.29.21; 2204.29.22; 2204.30.10; 2204.30.20; 2205.10.10; 2205.10.20; 2205.90.10; 2205.90.20; 2206.00.10; 2206.00.20; 2206.00.30; 2206.00.40; 2206.00.90; 2208.20.10; 2208.20.20; 2208.20.30; 2208.20.40; 2208.30.10; 2208.30.20; 2208.40.10; 2208.40.20; 2208.50.10; 2208.50.20; 2208.60.10; 2208.60.20; 2208.70.10; 2208.90.10; 2208.90.20; 2208.90.30; 2208.90.40; 2208.90.50; 2208.90.60; 2208.90.70; 2208.90.90)	WTO document WT/TPR/OV/14, 21 November 2011 and Permanent Delegation of Indonesia to the WTO (26 April 2012)	Effective 1 March 2012
Indonesia	Termination on 13 April 2012 (without measure) of safeguard investigation on imports of conveyor belts or belting reinforced only with metal of a width exceeding 20 cm (HS 4010.11.10) (initiated on 3 November 2011)	WTO document G/SG/N/9/IDN/5, 20 April 2012	
Indonesia	Decree of Minister of Agriculture No. 03/Permentan/OT.140/1/2012 on Horticultural Product Import Recommendation introducing import quota system on fresh and processed fruits and vegetables (HS Chapters 06; 07; 08; 09; 20; 21)	Permanent Delegation of Indonesia to the WTO (11 May 2012)	Effective 1 May 2012
Indonesia	New regulations on imports of certain products, i.e. rice (HS 1006.30.99); sodium tripolyphosphate (sodium triphosphate) (HS 2835.31.90); used capital goods; ozone depleting substances; colour multifunction machine, colour photocopy machine, and colour printer machine; and iron and steel	Permanent Delegation of Indonesia to the WTO (26 April 2012)	
Israel	Temporary reduction of import tariffs on hard cheese (HS 0406)	Permanent Delegation of Israel to the WTO (24 October 2011)	
Israel	Reduction of import tariffs on certain non-food products, i.e. electrical appliances, cement, raw lumber, and manufactured goods not locally produced	Permanent Delegation of Israel to the WTO (May 2012)	Effective 1 January 2012

Country/ Member State	Measure	Source/Date	Status
Jordan	Termination on 16 December 2011 of safeguard duties on imports of ceramic tiles (HS 6907.90; 6908.90) (investigation initiated on 25 November 2008 and duty imposed on 1 September 2010)	WTO documents G/SG/N/10/JOR/7/Suppl.2, 1 September 2010 and G/SG/N/10/JOR/7/Suppl.3, 9 January 2012	
Jordan	Initiation on 4 April 2012 of safeguard investigation on imports of bars and rods of iron and steel (HS 7213.20.6; 7214)	WTO document G/SG/N/6/JOR/16, 13 April 2012	
Korea, Rep. of	Extension of the temporary reduction of import tariffs on certain products, i.e. pork (HS 0203.29), milk powder (HS 0402.10; 0402.21; 0402.29), coffee (HS 0901.11; 0901.12), soap (HS 3401.20), and lauryl alcohol (HS 3823.70) (originally effective from 28 January 2011 to 30 June 2011)	Permanent Delegation of Korea to the WTO (10 May 2012)	Effective until 31 December 2011
Korea, Rep. of	Reduction of import tariffs (from 35% to 30%) on refined sugar (HS 1701.91; 1701.99)	Permanent Delegation of Korea to the WTO (25 April 2012)	Effective 1 January 2012
Korea, Rep. of	Temporary elimination of import tariffs on refined sugar (HS 1701.10; 1701.91)	Permanent Delegation of Korea to the WTO (25 April 2012)	Effective 1 January 2012 to 30 June 2012
Korea, Rep. of	Temporary reduction of import tariffs on garlic (HS 0703.20) (quota 5,400 tonnes)	Permanent Delegation of Korea to the WTO (25 April 2012)	Effective 1 January 2012 to 31 March 2012
Korea, Rep. of	Temporary reduction of import tariffs on certain food products, i.e. live swine (HS 0103.91; 0103.92); pork (HS 0203.19; 0203.29) (quota 120,000 tonnes); fish (HS 0303.54); cream (HS 0401.40; 0401.50); milk powder (HS 0402.10; 0402.21; 0402.29); butter (HS 0405.10); processed butter (HS 0405.20; 2106.90); cheese (HS 0406.10; 0406.90); egg powder (HS 0408.91); guts for casing (HS 0504.00); manioc chips for alcohol production (HS 0714.10); raisin (HS 0806.20); hot pepper (HS 0904.21) (quota 11,185 tonnes); wheat for milling (HS 1001.99); malting barley for alcohol production (HS 1003.90); corn for processing (HS 1005.90); flake, granules and pellets of potatoes (HS 1105.20); malt (HS 1107.10; 1107.20); manioc starch for paper (HS 1108.14); sweet potato starch (HS 1108.19); crude soybean oil for food (HS 1507.10); olive oil (HS 1509.10; 1509.90); sunflower-seed oil (HS 1512.11; 1512.19); rape or colza oil (HS 1514.11; 1514.91); rice bran and grape-seed oil (HS 1515.90); raw cane or beet sugar (HS 1701.12; 1701.13; 1701.14); lactose (HS 1702.11; 1702.19); processed chocolates (HS 1806.20); processed groundnut (HS 2008.11); roughly distilled alcohol for beverage (HS 2207.10); and industrial modified starch (HS 3505.10)	Permanent Delegation of Korea to the WTO (25 April 2012)	Effective 1 January 2012 to 30 June 2012

Country/ Member State	Measure	Source/Date	Status
Korea, Rep. of	Temporary reduction of import tariffs on certain products, i.e. whey for feeding (HS 0404.10); manioc chips and pellets for feeding (HS 0714.10); rye seed for green manure (HS 1002.10); unhulled barley for feeding (HS 1003.90); oats for feeding (HS 1004.90); maize for feeding and mushroom growing (HS 1005.90); soya beans for feeding (HS 1201.90); rape or colza seeds for feeding (HS 1205.10; 1205.90); cotton seeds for feeding (HS 1207.29); whey straw and husks for mushroom growing (HS 1213.00); alfalfa for feeding (HS 1214.10; 1214.90); fodder roots for feeding and mushroom growing (HS 1214.90; 2308.00); animal or vegetable fats and oils (HS 1518.00); molasses (HS 1703.10; 1703.90); anhydrous glucose (HS 1702.30); bran of wheat (HS 2302.30); beet-pulp (HS 2303.20); distillers dried grains (HS 2303.30); oil-cake from soya bean oil (HS 2304.00); oil-cake of cotton seeds (HS 2306.10); oil-cake of coconut (HS 2306.50); oil-cake of palm nuts (HS 2306.60); cotton seed hulls (HS 2308.00); agricultural pesticides (HS 2903.39); and urea for agricultural fertilizers (HS 3102.10)	Permanent Delegation of Korea to the WTO (25 April 2012)	Effective 1 January 2012 to 31 December 2012
Korea, Rep. of	Initiation on 18 January 2012 of anti-dumping investigation on imports of aluminium bottle cans (HS 7612.90.90) from Japan	Permanent Delegation of Korea to the WTO (25 April 2012)	
Kyrgyz Republic	Temporary introduction of export tariffs (som 14/kg (US\$0.3/kg)) on certain products, i.e. animal and vegetable fertilizers (HS 3101); mineral or chemical fertilizers, nitrogenous (HS 3102); mineral or chemical fertilizers, phosphatic (HS 3103); mineral or chemical fertilizers, potassic (HS 3104); and other fertilizers (HS 3105)	Permanent Delegation of the Kyrgyz Republic to the WTO (27 February 2012)	Effective 15 February 2012 to 15 August 2012
Mexico	Termination on 20 October 2011 (without measure) of anti-dumping investigation on imports of amoxicillin trihydrate (HS 2941.10.12) from China (initiated on 12 July 2011)	WTO document G/ADP/N/223/MEX, 12 March 2012	
Mexico	Termination on 20 October 2011 (without measure) of countervailing investigation on imports of amoxicillin trihydrate (HS 2941.10.12) from China (initiated on 12 July 2011)	WTO document G/SCM/N/235/MEX, 12 March 2012	
Mexico	Termination on 21 October 2011 of anti-dumping investigation on imports of woven fabrics of cotton "denim" (HS 5209.42.01; 5209.42.99; 5211.42.01; 5211.42.99) from China (investigation initiated on 21 April 2010)	WTO document G/ADP/N/223/MEX, 12 March 2012	
Mexico	Elimination of import tariffs on certain fruits not locally produced, i.e. kiwis (HS 0810.50.01) and mealybugs (<i>cochinillas</i>) (HS 0511.99.01)	Permanent Delegation of Mexico to the WTO (25 April 2012)	Effective 26 December 2011

Annex 1 (cont'd)

Country/ Member State	Measure	Source/Date	Status
Mexico	Elimination of import tariffs on certain products (113 tariff lines), i.e. fish, alcohols, marble, floor tiles or mosaics, feathers and articles of feathers, jewelry, precious metals, parts for motor vehicles, motorcycles, machinery and mechanical appliances, domestic appliances, furnaces and ovens, sound recording or reproducing apparatus, cathode-ray tube monitors (HS Chapters 04; 16; 22; 25; 30; 32; 37; 40; 45; 46; 49; 67; 69; 71; 82; 83; 84; 85; 87; 90; 92; 96); and reduction of import tariffs on 87 tariff lines, i.e. textiles and clothing, brooms, lighters, buttons, pens, combs, and thermos (HS Chapters 57; 61; 62; 63; 95; 96) (<i>Decreto de Competitividad y Reducción Arancelaria de la Zona Económica fronteriza</i>)	Permanent Delegation of Mexico to the WTO (25 April 2012)	Effective 23 January 2012
Mexico	Measure to facilitate trade through the implementation of the High Level Regulatory Cooperation Council "HLRCC" framework (<i>Programa de Trabajo del Consejo de Alto Nivel para la Cooperación Regulatoria</i>) aimed at eliminating unnecessary costs	Permanent Delegation of Mexico to the WTO (25 April 2012)	Effective 28 February 2012
Mexico	Initiation on 5 March 2012 of anti-dumping investigation on imports of bicycles for children (HS 8712.00.02; 8712.00.04) from China	Secretaría de Economía, Unidad de Prácticas Comerciales Internacionales Notificación EXP 12/11 (5 March 2012)	
Mexico	Termination on 29 March 2012 (without measure) of safeguard investigation on imports of spiral-welded steel pipes and tubes of 30 inches in diameter and 11.5 metres in length, manufactured in accordance with the specifications of American Petroleum Institute (API), Standard API 5L (HS 7305.19.01) (initiated on 3 July 2010)	WTO document G/SG/N/9/MEX/1, 12 April 2012	
Mexico	Import quota (<i>cupo de importación</i>) on beans (<i>frijol</i>) (HS 0713.33.02; 0713.33.03; 0713.33.09) (100,000 tonnes) extended for the year 2012	Permanent Delegation of Mexico to the WTO (11 May 2012)	
New Zealand	Termination on 4 April 2012 (without measure) of anti-dumping investigation on imports of flavoured and unflavoured tomatoes (whole, chopped or crushed) in a liquid medium and packed in containers up to and including 4 kg (HS 2002.10.00) from Italy (initiated on 19 September 2011)	WTO document G/ADP/N/223/NZL, 22 March 2012 and Permanent Delegation of New Zealand to the WTO (20 April 2012)	
New Zealand	New measure (Government Model Contracts 2 nd Edition) to facilitate public procurement procedures	Permanent Delegation of New Zealand to the WTO (20 April 2012)	
Nicaragua	Establishment of a temporary tariff quota (<i>contingentes arancelarios</i>) for duty-free imports of certain food products, i.e. poultry meat (HS 0207.11; 0207.12; 0207.13; 0207.14) (quota 1,900 metric tonnes) (effective 26 March 2012), rice in the husk (HS 1006.10.90) (quota 50,000 metric tonnes) (effective 12 March 2012), rice (HS 1006.20; 1006.30; 1006.40) (quota 12,000 metric tonnes) (effective 12 March 2012), and corn syrup (HS 1702.90.20) (quota 100 metric tonnes) (effective 6 February 2012)	Permanent Delegation of Nicaragua to the WTO (21 May 2012)	

Country/ Member State	Measure	Source/Date	Status
Nicaragua	Extension of the temporary elimination of import tariffs on certain products, i.e. wheat flour (HS 1101.00.00), oats/barley rolled or flaked grains (HS 1104.12.00; 1104.29.10), palm and soya-bean oils (HS 1507.10.00; 1511.10.00), palm vegetable waxes used for candle elaboration (HS 1521.10.00), canned sardines (HS 1604.13.00), food preparations of oats and barley (HS1901.90.90), pasta (HS 1902.11.00; 1902.19.00), prepared soups (HS 2104.10.00), food preparations (HS 2106.90.99), deodorants (HS 3307.20.00), soap for toilet use (HS 3401.11.19), gloves of plastic and rubber (HS 3926.20.00; 4015.19.00), masks to prevent influenza (HS 4823.90.99), flat-rolled products of iron or non-alloy steel (HS 7210.61.10; 7210.70.10), portable electric lamps (HS 8513.10.00), and toothbrushes (HS 9603.21.00)	Permanent Delegation of Nicaragua to the WTO (21 May 2012)	Effective until 30 June 2012
Nicaragua	Extension of the temporary reduction (to 5%) of import tariffs on certain oils (HS 1507.90.00; 1508.90.00; 1509.90.00; 1511.90.90; 1512.19.00; 1512.29.00; 1513.19.00; 1513.29.00; 1515.29.00)	Permanent Delegation of Nicaragua to the WTO (24 April 2012)	Effective until 30 June 2012
Nigeria	Introduction of additional import levies of 15% on wheat (HS 1001.10.00; 1001.90.00), 65% on wheat flour (HS 1101.00.00), and 40% on rice (HS 1006.10.10; 1006.40.00)	Permanent Delegation of Nigeria to the WTO (10 May 2012)	Effective 20 February 2012
Norway	Reduction of the customs import declaration fee	Permanent Delegation of Norway to the WTO (24 April 2012)	Effective 1 January 2012
Pakistan	Initiation on 10 November 2011 of anti-dumping investigation on imports of uncoated writing/printing paper ranges from 50 gr/m ² to 130 gr/m ² and coated writing/printing paper ranges from 73 gr/m ² to 170gr/m ² (excluding impregnated paper), produced from 100% wood pulp (HS 4802.55.10; 4802.55.90; 4802.56.00; 4802.57.00; 4802.58.90; 4802.61.00; 4802.62.00; 4810.13.10; 4810.13.20; 4810.13.90; 4810.14.00; 4810.19.10; 4810.19.90; 4810.22.00) from China, Indonesia, Japan, and Thailand	WTO document G/ADP/N/223/PAK, 30 January 2012	
Pakistan	Initiation on 23 November 2011 of countervailing investigation on imports of uncoated writing/printing paper ranges from 50 gr/m ² to 130 gr/m ² and coated writing/printing paper ranges from 73 gr/m ² to 170gr/m ² (excluding impregnated paper), produced from 100% wood pulp (HS 4802.55.10; 4802.55.90; 4802.56.00; 4802.57.00; 4802.58.90; 4802.61.00; 4802.62.00; 4810.13.10; 4810.13.20; 4810.13.90; 4810.14.00; 4810.19.10; 4810.19.90; 4810.22.00) from Indonesia and Thailand	WTO document G/SCM/N/235/PAK, 30 January 2012	
Pakistan	Import ban on Compressed Natural Gas "CNG" cylinders and conversion kits (HS 8409.91.91) (public transport vehicles exempted)	Permanent Delegation of Pakistan to the WTO (27 April 2012)	Effective 15 December 2011
Pakistan	Authorization to export organic brown sugar (HS 1701.11.00; 1701.12.00)	Permanent Delegation of Pakistan to the WTO (27 April 2012)	Effective 28 December 2011
Pakistan	Export ban on pulses obtained from processing of imported input (HS 0713)	Permanent Delegation of Pakistan to the WTO (21 May 2012)	Effective 28 December 2011

Country/ Member State	Measure	Source/Date	Status
Pakistan	Measure to facilitate trade through the implementation of the Afghanistan-Pakistan Transit Trade Agreement, facilitating the transit of goods	Permanent Delegation of Pakistan to the WTO (27 April 2012)	
Pakistan	Import restrictions on certain used products classified as scraps, e.g. automobile batteries	Permanent Delegation of Pakistan to the WTO (21 May 2012)	
Paraguay	Extension of the imposition of temporary import licensing requirement for imports of poultry meat (NCM 0207.11.00; 0207.12.00; 0207.13.00; 0207.14.00) (originally implemented on 28 April 2011)	Permanent Delegation of Paraguay to the WTO (21 May 2011)	Effective 22 December 2011
Paraguay	Import licensing requirements for imports of tubes and pipes of iron or steel (NCM 7306.30.00; 7306.61.00)	Permanent Delegation of Paraguay to the WTO (21 May 2011)	Effective 13 January 2012
Peru	Termination on 30 November 2011 of anti-dumping duties on imports of all types of footwear (other than sandals and flip flops) with uppers of any material (HS 6402.19; 6402.20; 6402.99; 6404.11; 6404.19; 6404.20; 6405.10; 6405.90) from Chinese Taipei (imposed on 31 January 2000)	WTO document G/ADP/N/223/PER, 26 March 2012	
Peru	Termination on 18 January 2012 of anti-dumping duties on imports of tyres for motor cars, vans and lorries (HS 4011.10.00; 4011.20.00; 4011.91.00; 4011.99.00) from China (imposed on 9 May 2002)	Permanent Delegation of Peru to the WTO (15 May 2012)	
Peru	Termination on 16 February 2012 of anti-dumping duties on imports of refined soya and sunflower vegetable oil and mixtures from Argentina (imposed on 30 November 2002)	Permanent Delegation of Peru to the WTO (15 May 2012)	
Peru	Termination on 15 March 2012 of anti-dumping duties on imports of cups made of paperboard with polyethylene from Chile (imposed on 26 September 2002)	Permanent Delegation of Peru to the WTO (15 May 2012)	
Philippines	Termination on 7 December 2011 of anti-dumping duties on imports of clear float glass (HS 7005.29) from Indonesia (imposed on 8 December 2000)	WTO document G/ADP/N/223/PHL, 26 April 2012	
Russian Federation	Extension of price preference for locally manufactured goods under government procurement scheme	Permanent Delegation of the Russian Federation to the United Nations (14 May 2012)	
South Africa	Elimination of import tariffs on certain products, i.e. feed supplements, containing by mass 40% or more lysine, whether or not containing added antibiotics or added melengestrol acetate (HS 2309.90.65); and lysine and its esters, salts thereof (HS 2922.41)	Report No. 380 of 2011 - International Trade Administration Commission - Government Gazette No. 34671 (No. R.845) (14 October 2011)	

Country/ Member State	Measure	Source/Date	Status
South Africa	Reduction of import tariffs on certain products, i.e. artificial filament yarn (excluding sewing thread), not put up for retail sale, including artificial monofilament of less than 67 dtex (HS 5403); yarn (excluding sewing thread) containing 85% or more by mass of staple fibres of nylon or other polyamides, not put up for retail sale (HS 5509.1); other yarn (excluding sewing thread) containing 85% or more by mass of synthetic staple fibres, not put up for retail sale (HS 5509.4); other yarn (excluding sewing thread) of polyester staple fibres mixed mainly or solely with artificial staple fibres, not put up for retail sale (HS 5509.51); and yarn (excluding sewing thread) of artificial staple fibres, not put up for retail sale (HS 5510)	Report No. 381 of 2011 - International Trade Administration Commission - Government Gazette No. 34671 (No. R.847) (14 October 2011)	
South Africa	Initiation on 18 November 2011 of anti-dumping investigation on imports of fully threaded screws with hexagon heads, excluding those of stainless steel (HS 7318.15.39) from China	WTO document G/ADP/N/223/ZAF, 6 February 2012	Provisional duty imposed
South Africa	Termination on 21 December 2011 (no sunset review initiated before lapse date) of anti-dumping duties on imports of multi-ply paper and paperboard with a mass of 180g/m ² or more but not exceeding 550g/m ² , coated on one side with kaolin clay (commonly known as white liner or gray back paperboard) (HS 4810.92) from Korea, Rep. of (duty imposed on 22 December 2006)	WTO document G/ADP/N/223/ZAF, 6 February 2012	
South Africa	Creation of a new tariff line "pistons, with an outside diameter not exceeding 155 mm, whether or not fitted with gudgeon pins, piston rings or cylinder liners or sleeves, for motor vehicle engines" (HS 8409.99.30), resulting in the elimination of import tariffs	Notice No. R. 1066 (Government Gazette No. 34859) - South African Revenue Service (23 December 2011)	Effective 23 December 2011
South Africa	Creation of a new tariff line "mechanical water supply meters, designed for use with pipes with an inside diameter not exceeding 40 mm" (HS 9028.20.10), resulting in an increase of import tariffs (to 10%). Imports from the EU, EFTA, and the Southern African Development Community (SADC) members exempted	Notice No. R. 1067 (Government Gazette No. 34859) - South African Revenue Service (23 December 2011)	Effective 23 December 2011
South Africa	Elimination of import tariffs (from 10%) on hydraulic brake fluids, not containing or containing less than 70% by mass of petroleum oils or oils obtained from bituminous minerals (HS 3819.00.90)	Permanent Delegation of South Africa to the WTO (15 May 2012)	
South Africa	Increase of import tariffs (from zero to 20%) on lawn mower blades (HS 8208.40)	Permanent Delegation of South Africa to the WTO (15 May 2012)	
South Africa	Elimination of import tariffs (from 20%) on reception apparatus for television not designed to incorporate a video display or screen (i.e. set top boxes) (HS 8528.71)	Permanent Delegation of South Africa to the WTO (15 May 2012)	
South Africa	Decrease of import tariffs (currently 20%) on certain fittings for loose-leaf binders or files (HS 8305.10; 8305.90)	Permanent Delegation of South Africa to the WTO (15 May 2012)	
South Africa	New provisions established in December 2011 under which preferential public procurement regime defined the sectors from which government institutions will exclusively procure locally. The sectors are: power pylons, railway rolling stock, buses, canned and processed vegetables, clothing and textiles, footwear, leather products, and television set top boxes	Permanent Delegation of South Africa to the WTO (15 May 2012)	Effective 7 December 2011

Country/ Member State	Measure	Source/Date	Status
Switzerland	Elimination of import tariffs on certain informatics and telecommunication equipment (HS 8443.31.00; 8518.90.11; 8528.59.00; 8528.71.10; 8529.90.30; 8531.80.20; 8531.90.20; 8544.49.30)	Permanent Delegation of Switzerland to the WTO (21 May 2012)	Effective 1 January 2012
Separate Customs Territory of Taiwan, Penghu, Kinmen and Matsu	Reduction of import tariffs (<i>tax rebates for customs duties</i>) on certain components and raw materials (1,259 products in categories such as electronics, textiles, chemicals, plastics, and machinery) which are used to produce goods for export	WTO document WT/TPR/OV/14, 21 November 2011 and Permanent Delegation of the Separate Customs Territory of Taiwan, Penghu, Kinmen and Matsu to the WTO (25 April 2012)	Effective October 2011
Separate Customs Territory of Taiwan, Penghu, Kinmen and Matsu	Special safeguard (volume-based) measure on imports of milk (HS 0401.10.20; 0401.20.20; 0401.30.20; 0402.99.20; 0402.99.92; 0403.90.29; 0403.90.40; 0403.90.59; 0403.90.90; 1806.90.53; 1806.90.55; 1901.90.25; 1901.90.27)	Permanent Delegation of the Separate Customs Territory of Taiwan, Penghu, Kinmen and Matsu to the WTO (25 April 2012)	Effective 25 October 2011 to 31 December 2011
Separate Customs Territory of Taiwan, Penghu, Kinmen and Matsu	Temporary reduction of import tariffs on certain products, e.g. (from 5% to 2.5%) preparation for infant use (HS 1901.10.00), (from 12% to 6%) prepared milk powder (HS 1901.90.21; 1901.90.22)	Permanent Delegation of the Separate Customs Territory of Taiwan, Penghu, Kinmen and Matsu to the WTO (25 April 2012)	Effective 25 November 2011 to 24 May 2012
Separate Customs Territory of Taiwan, Penghu, Kinmen and Matsu	Additional extension of the temporary reduction of import tariffs on certain products, i.e. (from 5% to 3.75%) butter (HS 0405.10.00); (from 8% to 6%) milk fat (HS 0405.90.10); (from 6% to 3%) flours of maize (HS 1102.20.00); and (from 3% to 1.5%) soya beans (HS 1208.10.00) (originally effective from 1 December 2010 to 31 May 2011, and renewed from on 1 June 2011 until 30 November 2011)	WTO document WT/TPR/OV/14, 21 November 2011 and Permanent Delegation of the Separate Customs Territory of Taiwan, Penghu, Kinmen and Matsu to the WTO (25 April 2012)	Effective 1 December 2011 to 31 May 2012
Separate Customs Territory of Taiwan, Penghu, Kinmen and Matsu	Temporary reduction of import tariffs (from 10% to 5%) on milk and cream powder (HS 0402.10.00; 0402.21.00)	Permanent Delegation of the Separate Customs Territory of Taiwan, Penghu, Kinmen and Matsu to the WTO (25 April 2012)	Effective 10 February 2012 to 9 August 2012
Thailand	Authorization to import certain food products, i.e. not-fat dry milk (HS 0402.10.30; 0402.10.90), soybeans (HS 1201.00.10; 1201.00.90), soybean meal (HS 2304.00.00), and potatoes (HS 0701.10.00; 0701.90.00), on top of implemented tariff quota at lower in-quota tariff rates. Quota allocation for these products based on "licensing on demand"	Permanent Delegation of Thailand to the WTO (21 May 2012)	Effective 1 January 2012
Trinidad and Tobago	Termination on 13 December 2011 of anti-dumping duties on imports of portland grey cement (HS 2523) from Thailand (imposed on 2 March 2000)	WTO document G/ADP/N/223/TTO, 22 February 2012	
Turkey	Initiation on 29 November 2011 of anti-dumping investigation on imports of vulcanized rubber thread and cord (HS 4007.00) from Thailand	WTO document G/ADP/N/223/TUR, 22 March 2012	
Turkey	Termination on 21 December 2011 of anti-dumping duties on imports of polyester textured yarn (HS 5402.33) from Korea, Rep. of (imposed on 27 June 2000)	WTO document G/ADP/N/223/TUR, 22 March 2012	

Country/ Member State	Measure	Source/Date	Status
Turkey	Increase of import tariffs (from zero to 35%) on hydrogenated palm oil and palm seed oil for technical and industrial uses (HS 1516.20.98)	Permanent Delegation of Turkey to the WTO (26 April 2012)	Effective 1 January 2012
Turkey	Elimination of import tariffs on certain products, i.e. (from 135%) bovine animals (HS 0102.29.59; 0102.29.99); (from 30%) desiccated coconut (HS 0801.11); (from 10%) soya-bean oil (HS 1507.10.10); (from 46.8%) coconut oil (HS 1516.20.98); and (from 135%) glucose and glucose syrup (HS 1702.30.50)	Permanent Delegation of Turkey to the WTO (9 May 2012)	Effective 1 January 2012
Turkey	Reduction of import tariffs on certain products, i.e. (from 23.4% to 10%) sesamum seeds (HS 1207.40.90); (from 30% to 20%) maize (HS 1005.90); and (from 19.5% to 5%) soya-bean oil (HS 1507.90.10); (from 58.5% to 20%) tropical nuts, mixtures containing 50% or more by weight of tropical nuts and tropical fruits (HS 2008.19.11)	Permanent Delegation of Turkey to the WTO (9 May 2012)	Effective 1 January 2012
Turkey	Initiation on 31 January 2012 of anti-dumping investigation on imports of granite (HS 6802.23; 6802.93) from India	Permanent Delegation of Turkey to the WTO (26 April 2012)	
Turkey	Increase of import tariffs (from zero to 15%) on bovine animals (HS 0102.29.59)	Permanent Delegation of Turkey to the WTO (26 April 2012)	Effective 6 March 2012
Turkey	Initiation on 20 March 2012 of anti-dumping investigation on imports of electric storage water heaters (HS 8516.10.80) from China, Italy, and Serbia	Permanent Delegation of Turkey to the WTO (26 April 2012)	
Turkey	Termination on 21 March 2012 of anti-dumping duties on imports of monoethylene glycol (MEG) (HS 2905.31) from Saudi Arabia (investigation initiated on 26 December 2008, and definitive duty imposed on 2 May 2010)	WTO document G/ADP/N/202/TUR, 6 August 2010 and Permanent Delegation of Turkey to the WTO (9 May 2012)	
Turkey	Increase of import tariffs (from 1% to 5%) on certain food products, i.e. potatoes seed (HS 0701.10); rice for sowing (HS 1006.10.10); melon seeds (HS 1207.70); sugar beet seeds (HS 1209.10); and vegetable seeds (HS 1209.91.80)	Permanent Delegation of Turkey to the WTO (26 April 2012)	Effective 22 March 2012
Turkey	Initiation on 19 April 2012 of anti-dumping investigation on imports of welded stainless steel tubes, pipes and profiles (HS 7306.40.20; 7306.40.80; 7306.61.10) from China and Chinese Taipei	Permanent Delegation of Turkey to the WTO (9 May 2012)	
Ukraine	Termination on 28 December 2011 (without measure) of safeguard investigation on imports of certain products of crude oil processing (gasoline of the brand A-76 (A-80), A-92, A-95, diesel oil, heating oil, condensed gas, road bitumen, machine oil) (HS 2710.11.41; 2710.11.45; 2710.19.31; 2710.19.41; 2710.19.45; 2710.19.49; 2710.19.61; 2710.19.63; 2710.19.65; 2710.19.69; 2710.19.49; 2710.19.51; 2710.19.61; 2710.19.81; 2711.12.94; 2711.12.97; 2711.13.10; 2711.13.97; 2711.14.00; 2711.19.00; 2713.20.00) (initiated on 29 January 2011)	WTO documents G/SG/N/6/UKR/8, 13 April 2011 and G/SG/N/9/UKR/6, 9 January 2012	
Ukraine	Reduction of import tariffs (from 7% and 6%) on certain cars, motor vehicles, and boats (HS 8703.23.11; 8703.24.10)	Permanent Delegation of Ukraine to the United Nations (16 May 2011)	Effective 1 January 2012
Ukraine	Elimination of export tariffs for barley (HS 1003.00.90)	Permanent Delegation of Ukraine to the United Nations (21 May 2012)	Effective 1 January 2012

Country/ Member State	Measure	Source/Date	Status
Ukraine	Initiation on 27 January 2012 of anti-dumping investigation on imports of citric acid (HS 2918.14.00) from China	Permanent Delegation of Ukraine to the United Nations (21 May 2012)	
United States	Termination on 28 October 2011 of anti-dumping duties on imports of diamond sawblades and parts thereof (HS 8202.39; 8206.00) from Korea, Rep. of (imposed on 4 November 2009)	WTO document G/ADP/N/223/USA, 3 April 2012 and Permanent Delegation of the United States to the WTO (9 May 2012)	US Court of International Trade enjoined revocation of the order, while an appeal is on going
United States	Initiation on 16 November 2011 of anti-dumping investigation on imports of crystalline silicon photovoltaic cells and modules (HS 8501.61.00; 8507.20.80; 8541.40.60) from China	WTO document G/ADP/N/223/USA, 3 April 2012	
United States	Initiation on 16 November 2011 of countervailing investigation on imports of crystalline silicon photovoltaic cells and modules (HS 8501.61.00; 8507.20.80; 8541.40.60) from China	WTO document G/SCM/N/235/USA, 4 April 2012 and Permanent Delegation of the United States to the WTO (9 May 2012)	Provisional duty imposed on 19 March 2012
United States	Initiation on 22 November 2011 of anti-dumping investigation on imports of circular welded carbon-quality steel pipe (HS 7306.19; 7306.30; 7306.50) from India, Oman, United Arab Emirates, and Viet Nam	WTO document G/ADP/N/223/USA, 3 April 2012	
United States	Initiation on 22 November 2011 of countervailing investigation on imports of circular welded carbon-quality steel pipe (HS 7306.19; 7306.30; 7306.50) from India, Oman, United Arab Emirates, and Viet Nam	WTO document G/SCM/N/235/USA, 4 April 2012 and Permanent Delegation of the United States to the WTO (9 May 2012)	Provisional duty imposed on 30 March 2012 for imports from India and Viet Nam
United States	Termination on 1 December 2011 of anti-dumping duties on imports of stainless steel sheet and strip in coils (HS 7219.13; 7219.14; 7219.32; 7219.33; 7219.34; 7219.35; 7219.90; 7220.12; 7220.20; 7220.20.90) from Korea, Rep. of (imposed on 21 May 1999)	WTO document G/ADP/N/223/USA, 3 April 2012	
United States	Termination on 4 January 2012 (revocation of order pursuant to determination in sunset review, retroactive to 2010) of anti-dumping duties on imports of certain cut-to-length carbon-quality steel plate (HS 7208.40; 7208.51; 7208.52; 7208.53; 7208.90; 7210.70; 7210.90; 7211.13; 7211.14; 7211.90; 7212.40; 7212.50; 7225.40; 7225.50; 7225.99; 7226.91; 7226.99) from Italy and Japan (imposed on 10 February 2000)	WTO document G/ADP/N/223/USA, 3 April 2012	
United States	Termination on 4 January 2012 (revocation of order pursuant to determination in sunset review, retroactive to 2010) of countervailing duties on imports of certain cut-to-length carbon-quality steel plate (HS 7208.40; 7208.51; 7208.52; 7208.53; 7208.90; 7210.70; 7210.90; 7211.13; 7211.14; 7211.90; 7212.40; 7212.50; 7225.40; 7225.50; 7225.99; 7226.91; 7226.99) from Italy (imposed on 10 February 2000)	WTO document G/SCM/N/235/USA, 4 April 2012	

Country/ Member State	Measure	Source/Date	Status
United States	Elimination of import tariffs on pure ethanol (minimum 190 proof)	Permanent Delegation of the United States to the WTO (9 May 2012)	Effective 1 January 2012
United States	Initiation on 24 January 2012 of anti-dumping investigation on imports of wind towers or sections thereof, whether assembled or unassembled, and designed to support the nacelle and rotor blades for use in wind turbines with minimum rated electrical power generation capacities in excess of 100 kilowatts (HS 7308.20.00; 8502.31.00) from China and Viet Nam	Permanent Delegation of the United States to the WTO (9 May 2012)	
United States	Initiation on 24 January 2012 of countervailing investigation on imports of wind towers or sections thereof, whether assembled or unassembled, and designed to support the nacelle and rotor blades for use in wind turbines with minimum rated electrical power generation capacities in excess of 100 kilowatts (HS 7308.20.00; 8502.31.00) from China	Permanent Delegation of the United States to the WTO (9 May 2012)	
United States	Initiation on 25 January 2012 of anti-dumping investigation on imports of steel wire garment hangers, fabricated from carbon steel wire, whether or not galvanized or painted, whether or not coated with latex or epoxy or similar gripping materials, and/or whether or not fashioned with paper covers or capes (with or without printing) and/or nonslip features such as saddles or tubes (HS 7323.99.90; 7326.20.00) from Chinese Taipei and Viet Nam	Permanent Delegation of the United States to the WTO (9 May 2012)	
United States	Initiation on 25 January 2012 of countervailing investigation on imports of steel wire garment hangers, fabricated from carbon steel wire, whether or not galvanized or painted, whether or not coated with latex or epoxy or similar gripping materials, and/or whether or not fashioned with paper covers or capes (with or without printing) and/or nonslip features such as saddles or tubes (HS 7323.99.90; 7326.20.00) from Viet Nam	Permanent Delegation of the United States to the WTO (9 May 2012)	
United States	Initiation on 26 January 2012 of anti-dumping investigation on imports of large residential washers (HS 8450.11.00; 8450.20.00; 8450.90.20; 8450.90.60) from Korea, Rep. of and Mexico	Permanent Delegation of the United States to the WTO (9 May 2012)	
United States	Initiation on 26 January 2012 of countervailing investigation on imports of large residential washers (HS 8450.11.00; 8450.20.00; 8450.90.20; 8450.90.60) from Korea, Rep. of	Permanent Delegation of the United States to the WTO (9 May 2012)	
United States	Termination on 2 March 2012 of anti-dumping duties on imports of fresh and chilled Atlantic salmon (HS 0302.12) from Norway (imposed on 12 April 1991)	Permanent Delegation of the United States to the WTO (9 May 2012)	
United States	Termination on 2 March 2012 of countervailing duties on imports of fresh and chilled Atlantic salmon (HS 0302.12) from Norway (imposed on 12 April 1991) (order has been revoked effective 13 February 2011)	Permanent Delegation of the United States to the WTO (9 May 2012)	
United States	Interagency Trade Enforcement Centre (ITEC) created for stricter enforcement of trade deals and targeting unfair trading practices	Permanent Delegation of the United States to the WTO (9 May 2012)	Executive order signed on 28 February 2012, and published on 5 March 2012

Annex 1 (cont'd)

Country/ Member State	Measure	Source/Date	Status
United States	Amendments to Section 701 of the Tariff Act of 1930 (19 U.S.C 1671) clarifying that the countervailing duty law can be applied to subsidized goods from non-market economy countries, and that the Department of Commerce can adjust anti-dumping duties applied to goods from non-market economy countries when countervailing duties are applied to the same good	PL 112-99 (13 March 2012) and Legislation H.R. 4105 "Enrolled Bill" (7 March 2012)	
United States	Initiation on 27 March 2012 of anti-dumping investigation on imports of drawn stainless steel sinks (HS 7324.10) from China	Permanent Delegation of the United States to the WTO (9 May 2012)	
United States	Initiation on 27 March 2012 of countervailing investigation on imports of drawn stainless steel sinks (HS 7324.10) from China	Permanent Delegation of the United States to the WTO (9 May 2012)	
United States	Termination on 20 April 2012 of anti-dumping duties on imports of orange juice (HS 2009.11; 2009.12) from Brazil (imposed on 9 March 2006)	Permanent Delegation of the United States to the WTO (9 May 2012)	
Venezuela (Bolivarian Rep. of)	Temporary elimination of import tariffs on 27 food tariff lines, i.e. live bovine animals (HS 0102.10.00); meat of bovine animals, fresh, chilled or frozen (HS 0201.10.00; 0201.30.00; 0202.10.00; 0202.30.00); milk and cream (HS 0402.21.19); dried leguminous vegetables (HS 0713.10.90; 0713.33.91; 0713.40.90); wheat and meslin (HS 1001.10.90; 1001.90.20); maize (corn) (HS 1005.10.00); soya beans (HS 1201.00.10); sunflower seeds (HS 1206.00.10); oil seeds and oleaginous fruits (HS 1207.10.10; 1207.20.10); vegetable seeds (HS 1209.91.10; 1209.91.20; 1209.91.30; 1209.91.40; 1209.91.50; 1209.91.90); preparations for infant use (HS 1901.10.10); and food preparations (HS 2106.10.10; 2106.10.20; 2106.90.90)	Resolución Ministerios del Poder Popular para la Agricultura y Tierras, de Planificación y Finanzas, para la Alimentación y para el Comercio. Gaceta Oficial No. 39.882 (13 March 2012)	Effective 4 March 2012 to 4 March 2013
Venezuela (Bolivarian Rep. of)	Temporary elimination of import tariffs and other customs duty (<i>tasa por servicio de aduana</i>) on certain products for medical and surgical purposes, from specified origins. Imports also exempted from the value added tax	Decreto No. 8847 - Gaceta Oficial No. 39.882 (13 March 2012)	
Viet Nam	Reduction of import tariffs (from 40% to 35%) on beer (HS 2203.00.10; 2203.00.90)	Permanent Delegation of Viet Nam to the WTO (2 November 2011)	Effective 1 January 2012
Viet Nam	Import quotas for tobacco material	Permanent Delegation of Viet Nam to the WTO (7 May 2012)	
Viet Nam	Additional procedures requiring that importers of certain motor vehicles (up to 9 seats) present an affidavit establishing their commercial status (i.e. importer, distributor)	Permanent Delegation of Viet Nam to the WTO (7 May 2012)	

NON-VERIFIED INFORMATION

Country/ Member State	Measure	Source/Date	Status
Egypt	Temporary export ban (originally implemented in 2008) on rice implemented on a permanent basis	Grain Market Report GMR No. 416 (27 October 2011) and WTO document WT/TPR/OV/14, 21 November 2011	
Egypt	On 25 October 2011 an import ban on cotton was implemented. On 22 November 2011, it was partially lifted for imports of cotton to be used in the manufacturing of products for export. On 18 March 2012, the ban was totally lifted	USTR, 2012 National Trade Estimate Report on Foreign Trade Barriers (NTE) (March 2012)	
Egypt	Extension of the export tariffs (LE 150/tonne (US\$24.8/tonne)) on blocks of raw marble and granite (HS 2515.11; 2516.11) (originally implemented since 13 June 2011)	Press reports referring to Ministerial Decree 707/2011 and WTO document WT/TPR/OV/14, 21 November 2011	Effective until 12 December 2012
Egypt	Elimination of import tariffs on raw sugar	Press reports referring to Ministerial Decree 165/2012	Effective 31 December 2012
Ethiopia	Export ban on raw and semi-processed hides and skins	USTR, 2012 National Trade Estimate Report on Foreign Trade Barriers (NTE) (March 2012)	
Israel	Further amendments to the import car scheme allowing imports of vehicles meeting US Standards including those made by non NAFTA Members	Bloomberg BNA (29 February 2012)	
Kazakhstan	Temporary export ban on vegetable oil (HS 1512)	Press reports referring to Customs Union Decision No. 822 (18 October 2011)	
Kazakhstan	New government procurement requirements granting preferential treatment for tenders that include a significant percentage of locally produced goods and services. To qualify for preferential treatment a certificate from the Ministry of Industry and New Technologies stipulating the "extent" of its local content is required	USTR, 2012 National Trade Estimate Report on Foreign Trade Barriers (NTE) (March 2012)	
Kazakhstan	Extension of the temporary export prohibition on light distillates (HS 2710.19.21; 2710.19.25) (originally effective from 30 October 2010 to 6 May 2011)	Press reports and WTO document WT/TPR/OV/14, 21 November 2011	Effective until 1 July 2012
Kazakhstan	Establishment of a duty-free import quota (434,737 tonnes) on raw cane sugar with no artificial flavours or colours	Press reports (26 January 2012)	Effective 27 January 2012
Kuwait	Termination in December 2011 of the import ban on live birds, hatching eggs originating from US State of Minnesota. Termination on 10 January 2012 of the import ban on frozen and chilled poultry from the United States (imposed in June 2011)	USTR, 2012 National Trade Estimate Report on Foreign Trade Barriers (NTE) (March 2012)	

Morocco	Temporary elimination of import tariffs on durum	Grain Market Report GMR No. 416 (27 October 2011)	Effective until 31 December 2011
Morocco	Additional extension of the temporary elimination of import tariffs on soft wheat and hard wheat (originally effective from 1 October 2011 to 31 December 2011)	WTO document WT/TPR/OV/14, 21 November 2011 and Press reports referring to Decree No. 2-12-72 (23 February 2012)	Effective until 30 April 2012
Myanmar	Scheme granting import permits for cars (built no earlier than 1995) in exchange of a car older than 30 years	Reuters (25 November 2011)	Effective 19 September 2011
Nepal	Nepal Department of Customs to revise the reference price of 200 items, i.e. garments, dry food, pvc flooring, plywood, rice, foodstuffs, and cosmetics	The Kathmandu Post (13 January 2012)	
Pakistan	Reduction of import tariffs (<i>regulatory duties</i>) on 388 essential and luxury items, i.e. cosmetics, domestic appliances, food, cigarettes	USTR, 2012 National Trade Estimate Report on Foreign Trade Barriers (NTE) (March 2012)	
Panama	Increase of import tariffs on certain electric and/or hybrid vehicles (from zero to 5%)	Economist Intelligence Unit - NewsWire (7 November 2011)	
Sri Lanka	Government's 2012 Budget promoting import substitution industries and investment incentives for selected sectors identified as "strategic import replacement enterprises"	USTR, 2012 National Trade Estimate Report on Foreign Trade Barriers (NTE) (March 2012)	
Sri Lanka	<i>Ad valorem</i> import tariffs for certain products, i.e. textiles and fruits were replaced by specific tariffs, resulting in an increase of tariff levels	USTR, 2012 National Trade Estimate Report on Foreign Trade Barriers (NTE) (March 2012)	
Sri Lanka	Export Development Board (EDB) levy "cess" (from 10% to 35%) levied on imports of "non-essential" products. On top of the EDB, certain food products, i.e. biscuits, butter, cheese, dairy are subject to specific duties (locally-manufactured goods are not subjected to the EDB)	USTR, 2012 National Trade Estimate Report on Foreign Trade Barriers (NTE) (March 2012)	
Sri Lanka	Imports of textiles and apparel levied with a specific tax of SL Rs 75/kg (US\$0.58/kg), for items not to be used by the apparel export industry	USTR, 2012 National Trade Estimate Report on Foreign Trade Barriers (NTE) (March 2012)	
Uruguay	Introduction of export tax (0.21%) on certain products, i.e. meat, wool, and dairy products	El País Digital (16 November 2011)	
Venezuela (Bolivarian Rep. of)	Law of Fair Cost and Prices regulating the prices of locally and imported goods and services	USTR, 2012 National Trade Estimate Report on Foreign Trade Barriers (NTE) (March 2012)	Effective 22 November 2011 (promulgated in 14 July 2011)
Viet Nam	Proposed reduction of export tariffs on certain products, i.e. coal, processed limestone (from 17% to 14%)	Asia Pulse (1 November 2011)	
Viet Nam	Proposed reduction of import tariffs on 1,000 items, i.e. meat and by-products	Asia Pulse (1 November 2011)	
Viet Nam	Import quota on salt fixed at 102,000 tonnes for the year 2012	Vietnam News Summary (27 February 2012)	

ANNEX 2

General Economic Stimulus Measures¹
(Mid October 2011 - mid May 2012)

VERIFIED INFORMATION

Country/ Member State	Measure	Source/Date	Status
Argentina	Fleet Renewable Scheme (<i>Programa de Financiamiento para la Ampliación y Renovación de Flota del Transporte Automotor de Cargas</i>), through <i>Banco de la Nación Argentina</i> , granting preferential credit line to purchase trucks and lorries	Permanent Delegation of Argentina to the WTO (10 May 2012)	
Australia	State and Federal aid (\$A 275 million (US\$271 million)) for car manufacturer GM Holden for the manufacture of two next-generation models	Permanent Delegation of Australia to the WTO (11 May 2012)	
Bolivia (Plurinational State of)	State aid through targeted credits for agricultural production and export	Decreto Supremo No. 1163 (14 March 2012)	
Brazil	Export credit insurance scheme (<i>Seguro de Crédito à Exportação-SCE</i>) for micro and SMEs with a gross income of up to R\$90 million (US\$44.8 million) and annual exports up to US\$1 million (previous year figures)	Camex Resolution No. 20 (4 April 2012)	
Brazil	Export credit scheme (up to US\$50,000) (<i>Programa de Financiamiento às Exportações -PROEX</i>) for enterprises with a gross income of up to R\$3.6 million (US\$1.8 million). Certain flexibilities on type of warranties accepted by banking institutions introduced	Camex Resolution No. 21 (4 April 2012)	
Brazil	Government incentives to specific sectors, i.e. telecommunications, computers, semiconductors, including extension of tax breaks for certain products, e.g. stoves, refrigerators, freezers, washing machines, furniture, laminated plastic PET, wallpaper, light fixtures, and chandeliers	Provisional Executive Order No. 563 (3 April 2012) and Permanent Delegation of Brazil to the WTO (15 May 2012)	Effective 3 April 2012 to 30 June 2012

Annex 2 (cont'd)

¹ The inclusion of any measure in this table implies no judgement by the WTO Secretariat on whether or not such measure, or its intent, is protectionist in nature. Moreover, nothing in the table implies any judgement, either direct or indirect, on the consistency of any measure referred to with the provisions of any WTO agreement or such measure's impact on, or relationship with, the global financial crisis.

Country/ Member State	Measure	Source/Date	Status
Brazil	The Incentive Programme for Technological Innovation and Consolidation of the Productive Chain of Motor Vehicles (INOVAR-AUTO) was created by Provisional Executive Order No. 563 and partially regulated by Executive Decree No. 7716, both dated 3 April 2012. The Programme aims at supporting technological development, innovation, safety, environmental protection, energy efficiency and quality of cars, trucks, buses and auto parts. The companies qualified may benefit from tax credits (IPI) based on expenses incurred in the country in each calendar quarter. Such expenses must be related to: (i) research; (ii) technological development; (iii) technological innovation; (iv) strategic raw materials; (v) tooling; (vi) collections to the National Fund for Scientific and Technological Development - FNDCT - as provided for in regulations, and (vii) capacity-building of providers. Automobile manufacturers must meet at least 3 of the following 4 criteria to be eligible for the new industrial and trade regime: (i) investing a specified share of gross revenue in research and development; (ii) investing a proportion of revenue in engineering; (iii) having some production steps onshore; and (iv) carrying out energy-efficiency evaluations	Permanent Delegation of Brazil to the WTO (15 May 2012) and Decree No. 7.716 (3 April 2012)	
Brazil	Complementary measures to <i>Plano Brasil Maior I</i> , including a series of fiscal incentives such as national preference in public procurement, more flexibility on trade financing, incentives for IT industry, and tougher enforcement of trade regulations against unfair trade practices. New support programme through BNDES for preferential loans to foster local production and technological innovation	Permanent Delegation of Brazil to the WTO (15 May 2012)	
China	Termination on 31 December 2011 of 2 government support programmes encouraging the purchase of efficient vehicles ("Automobiles Going to the Countryside" and "Old for New Automobiles")	Permanent Delegation of China to the WTO (25 April 2012)	
EU			
<i>Denmark</i>	Large growth guarantee scheme (global budget DKr 75 million (US\$12.9 million)), extension of aid element calculation methodology in guarantees for SMEs	Public information available on the European Commission's website transmitted by the EU Delegation. EU State Aid SA. 33810 (11/N) (6 January 2012)	Effective until 31 December 2015
<i>Denmark</i>	Extension of the export credit financing scheme (overall budget DKr 20 billion (US\$3.4 billion))	Public information available on the European Commission's website transmitted by the EU Delegation. EU State Aid SA. 33844 (11/N) (11 January 2012)	Effective until 31 December 2015
<i>Germany</i>	Rescue aid scheme (€5.046 million (US\$6.4 million)) for manufacturing industry (<i>Rettungsbeihilfe an Odersun AG</i>)	Public information available on the European Commission's website transmitted by the EU Delegation. EU State Aid SA. 34143 (11/N) (7 February 2012)	Effective 7 February 2012 to 9 August 2012

Country/ Member State	Measure	Source/Date	Status
<i>Germany</i>	Extension of interest make-up scheme "CIRR" (€2.295 million (US\$2.9 million)) for ship financing	Public information available on the European Commission's website transmitted by the EU Delegation. EU State Aid SA. 34067 (11/N) (8 February 2012)	Effective 2 January 2012 to 31 December 2013
<i>Greece</i>	Extension of the temporary guarantee scheme to support access to finance through loan guarantees	Public information available on the European Commission's website transmitted by the EU Delegation (25 April 2012)	Effective 1 January 2012 to 31 March 2012
<i>Greece</i>	Aid scheme (€2 million (US\$66 million)) through direct grant for post and telecommunications	EU State Aid SA. 32562 (11/N) (25 January 2012)	
<i>Greece</i>	Aid scheme (€25.14 million (US\$32 million)) through direct grant for air transport	EU State Aid NN 26/09 (18 February 2012)	
<i>Italy</i>	Aid scheme (€4 million (US\$120 million)) through soft loan to AgustaWestland SpA for the development of medium-sized helicopters (AW 169)	Public information available on the European Commission's website transmitted by the EU Delegation. EU State Aid SA. 33731 (11/N) (7 March 2012)	
<i>Netherlands</i>	Aid scheme for shipbuilding	EU State Aid SA. 33051 (11/N) (25 January 2012)	Effective 1 January 2009 to 1 January 2020
<i>Poland</i>	State aid (Zł 5.28 million (US\$1.6 million)) (October 2011) and (Zł 3.65 million (US\$1.1 million)) (December 2011), in the form of equity intervention to transport firms	Public information available on the European Commission's website transmitted by the EU Delegation. EU State Aids SA. 32612 (11/N) (19 October 2011) and SA. 33042 (11/N) (7 December 2011)	Effective October 2011 to December 2015

Country/ Member State	Measure	Source/Date	Status
<i>Poland</i>	State aid in the form of guarantees for export and "internationalization"	Public information available on the European Commission's website transmitted by the EU Delegation. EU State Aid SA. 33422 (11/N) (20 December 2011)	Effective 1 January 2012 to 31 December 2016
<i>Portugal</i>	Aid scheme (overall budget €137.3 million (US\$175 million)) (<i>sistema de incentivos a revitalização e modernização do tecido empresarial "SIRME"</i>)	EU State Aid SA. 32012 (10/N) (16 November 2011)	Effective 16 November 2011 to 31 October 2012
<i>United Kingdom</i>	National Loan Guarantee Scheme (£20 billion (US\$31.6 billion)) granting issuance of unsecured debt to reduce the cost of finance for SMEs	Public information available on the European Commission's website transmitted by the EU Delegation (25 April 2012)	
Hong Kong, China	Budget measures (HK\$80 billion (US\$10.3 billion)) through concessionary revenue measures, financing guarantee scheme, and subsidies	Permanent Delegation of Hong Kong, China to the WTO (21 May 2012)	
India	New telecoms regulation which includes (among others) provisions to: (i) promote indigenous R&D, innovation and manufacturing that serve domestic and foreign markets; and (ii) create a fund to promote indigenous R&D, IPR creation, entrepreneurship, manufacturing, commercialising and deployment of state-of-the-art telecom products and services	Permanent Delegation of India to the WTO (10 May 2012) referring to Draft National Telecom Policy released by the Press Information Bureau	Announced on 10 October 2011
Korea, Rep. of	Government support for first-time exporters and domestic firms with insufficient experience in exports with a view to increasing the number of export-oriented SMEs. For example, trade insurance contract limit for SMEs increased (from W 19 trillion to W 22 trillion (from US\$16.2 billion to US\$18.7 billion)) for the year 2012	Permanent Delegation of Korea to the WTO (10 May 2012)	During the first quarter of 2012, contract limit disbursed amounted W 4.5 trillion (US\$3.8 billion)
Russian Federation	Additional financial aid (Rub 6 billion (US\$192.6 million)) for development of pig meat processing	Permanent Delegation of the Russian Federation to the United Nations (14 May 2012)	
Russian Federation	Government programme (total budget Rub 3,700 billion (US\$118.8 billion)) for development of coal industry until 2030. Rub 250 billion (US\$8 billion) to be financed by the Government and the rest by private investments. State finance allocated to: restructuring of the coal industry (Rub 31.1 billion (US\$998 million)), development of transportation infrastructure (Rub 195.5 billion (US\$6.2 billion)), and prevention of emergency situations (Rub 12.8 billion (US\$410.8 million))	Permanent Delegation of the Russian Federation to the United Nations (14 May 2012)	
South Africa	Stimulus Package (R 3.2 billion (US\$384.8 million)) over 6 years, for industrial development	Permanent Delegation of South Africa to the WTO (15 May 2012)	

Country/ Member State	Measure	Source/Date	Status
South Africa	New implementation phase of the Second Industrial Policy Action Plan (released in March 2012) providing grant finance to a number of sectors, tax breaks, and capital investment	Permanent Delegation of South Africa to the WTO (15 May 2012)	
Switzerland	Cantonal income support for dairy producers in the Canton of Valais (Sw F 900,000 (US\$957,040) for year 2011)	Permanent Delegation of Switzerland to the WTO (24 April 2012)	
Separate Customs Territory of Taiwan, Penghu, Kinmen and Matsu	Temporary incentive (NT\$2,000 (US\$67.8)) for the purchase of air conditioners, refrigerators, and washing machines complying with Energy Efficiency Rating Class 1 or 2	Permanent Delegation of the Separate Customs Territory of Taiwan, Penghu, Kinmen and Matsu to the WTO (21 May 2012)	Effective 1 January 2012 to 31 March 2012
Thailand	Extension of the "Rice mortgage scheme" for rice	WTO document WT/TPR/OV/14, 21 November 2011 and Permanent Delegation of Thailand to the WTO (26 April 2012)	For in-season rice effective 7 October 2011 to 29 February 2012 (except for the Southern region effective 1 February 2012 to 31 July 2012); and for off-season rice effective 1 March 2012 to 15 September 2012 (except for the Southern region effective 1 July 2012 to 31 October 2012)
Thailand	"Cassava mortgage scheme" for production year 2011-12	Permanent Delegation of Thailand to the WTO (26 April 2012)	Effective 1 February 2012 to 31 May 2012
Trinidad and Tobago	Fair Share Programme for Micro and Small Enterprises (MSEs) with the aim of increasing access to public procurement opportunities for qualifying MSEs and co-operatives. The programme also aims to promote MSEs' capacity building through training and development	Permanent Delegation of Trinidad and Tobago to the WTO (23 May 2012)	
United States	Trade Adjustment Assistance Legislation PL112-40 extending TAA programmes	Permanent Delegation of the United States to the WTO (9 May 2012)	
United States	Expiration of Volumetric Ethanol Excise Tax Credit "VEETC" (US\$0.45/gallon of pure ethanol (minimum 190 proof))	Permanent Delegation of the United States to the WTO (9 May 2012)	Effective 1 January 2012
United States	Global Credit Express Pilot Loan Programme delivering short-term working capital loans to SMEs. Loans may not exceed (US\$500,000) with a fixed-rate financing at a relatively low interest cost (fixed at Commercial Interest Reference rate 2.6%)	Permanent Delegation of the United States to the WTO (9 May 2012)	

NON-VERIFIED INFORMATION

Country/ Member State	Measure	Source/Date	Status
Bolivia (Plurinational State of)	Establishment of an internal tax to finance a support fund for the dairy sector of Bs 0.1/litre (US\$0.01/litre) on beer and from Bs 0.4/litre to Bs 1.3/litre (from US\$0.06/litre to US\$0.19/litre) on imported alcoholic beverages	Press reports referring to Law No. 707 (30 November 2011)	
Côte d'Ivoire	Introduction of minimum price guarantees for cocoa farmers	Agence France Presse (2 November 2011)	
Panama	Certificate of Promotion of Agricultural Exports CEFA programme granting incentives to agricultural exporters to reduce packing and transportation costs for specified non-traditional agricultural products. In 2011, 1,024 certificates were issued valued at US\$9.7 million	USTR, 2012 National Trade Estimate Report on Foreign Trade Barriers (NTE) (March 2012)	